

**UNIVERSIDAD NACIONAL ABIERTA Y A DISTANCIA UNAD
DIPLOMADO DE PROFUNDIZACIÓN CISCO CCNA**

PRUEBA DE HABILIDADES PRÁCTICAS

**PRESENTADO POR:
FRAENZ HUMBERTO AMAYA**

GRUPO:

203092_22

**TUTOR
GIOVANNI ALBERTO BRACHO**

MAYO 23 DE 2019

TABLA DE CONTENIDO

DESARROLLO DE LOS ESCENARIOS	4
ESCENARIO 1	4
ESCENARIO 2	57
CONFIGURACIONES ESCENARIO 2	58
CONCLUSIONES.....	71
BIBLIOGRAFÍA	72



INTRODUCCIÓN

La evaluación denominada “Prueba de habilidades prácticas”, forma parte de las actividades evaluativas del Diplomado de Profundización CCNA, y busca identificar el grado de desarrollo de competencias y habilidades que fueron adquiridas a lo largo del diplomado. Lo esencial es poner a prueba los niveles de comprensión y solución de problemas relacionados con diversos aspectos de Networking.

A continuación se elaboran dos escenarios correspondientes a la temática de implementación de soluciones soportadas en enrutamiento avanzado como etapa final del curso Diplomado de Profundización CCNA.



DESARROLLO DE LOS ESCENARIOS

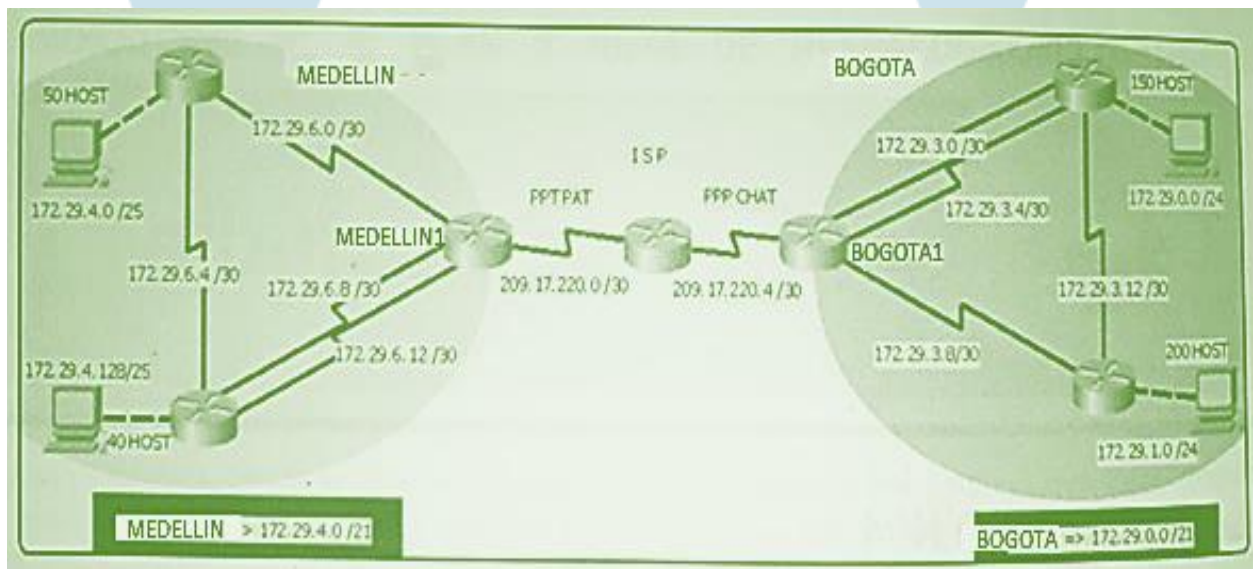
ESCENARIO 1

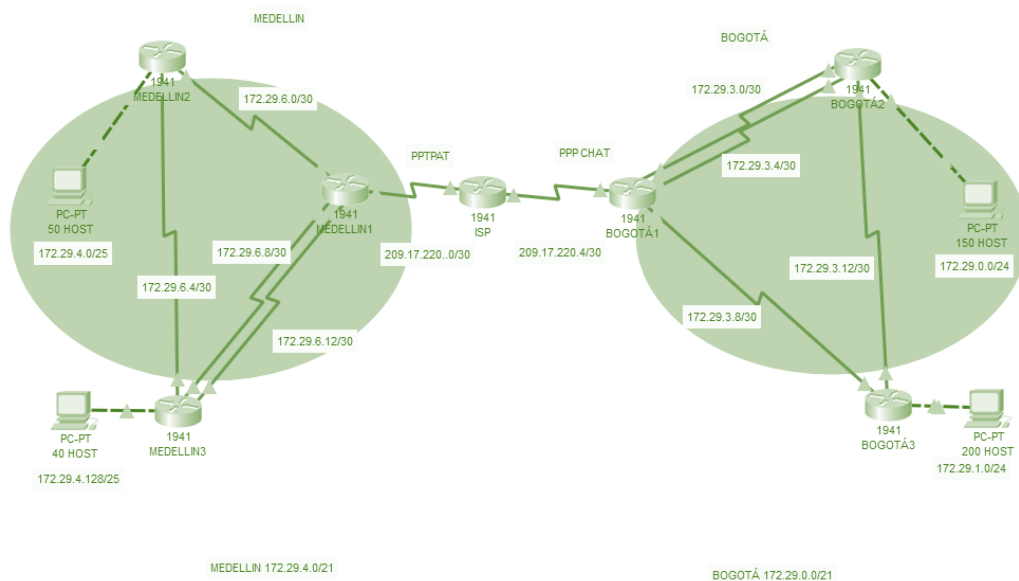
Este escenario plantea el uso de RIP como protocolo de enrutamiento, considerando que se tendrán rutas por defecto redistribuidas; asimismo, habilitar el encapsulamiento PPP y su autenticación.

Los routers Bogota2 y medellin2 proporcionan el servicio DHCP a su propia red LAN y a los routers 3 de cada ciudad.

Debe configurar PPP en los enlaces hacia el ISP, con autenticación.

Debe habilitar NAT de sobrecarga en los routers Bogota1 y medellin1.





- Realizar las rutinas de diagnóstico y dejar los equipos listos para su configuración (asignar nombres de equipos, asignar claves de seguridad, etc).

CONFIGURACIÓN BÁSICA ISP

Router>en

Router#conf t

Enter configuration commands, one per line. End with CNTL/Z.

Router(config)#no ip domain-lookup

Router(config)#hostname ISP

ISP(config)#enable secret class

ISP(config)#line console 0

ISP(config-line)#password cisco

ISP(config-line)#login

ISP(config-line)#logging synchronous

ISP(config-line)#line vty 0 15

ISP(config-line)#password cisco

ISP(config-line)#login

ISP(config-line)#logging synchronous

ISP(config)#banner motd #

Enter TEXT message. End with the character '#'.

Prohibido el acceso a personal no autorizado!!!

#

ISP(config)#service password-encryption

CONFIGURACIÓN BÁSICA MEDELLIN1

Router>en

Router#conf t

Enter configuration commands, one per line. End with CNTL/Z.

Router(config)#no ip domain-lookup

Router(config)#hostname MEDELLIN1

MEDELLIN1(config)#enable secret class

MEDELLIN1(config)#line console 0

MEDELLIN1(config-line)#password cisco

MEDELLIN1(config-line)#login

MEDELLIN1(config-line)#logging synchronous

MEDELLIN1(config-line)#line vty 0 15

MEDELLIN1(config-line)#password cisco

MEDELLIN1(config-line)#login

MEDELLIN1(config-line)#logging synchronous

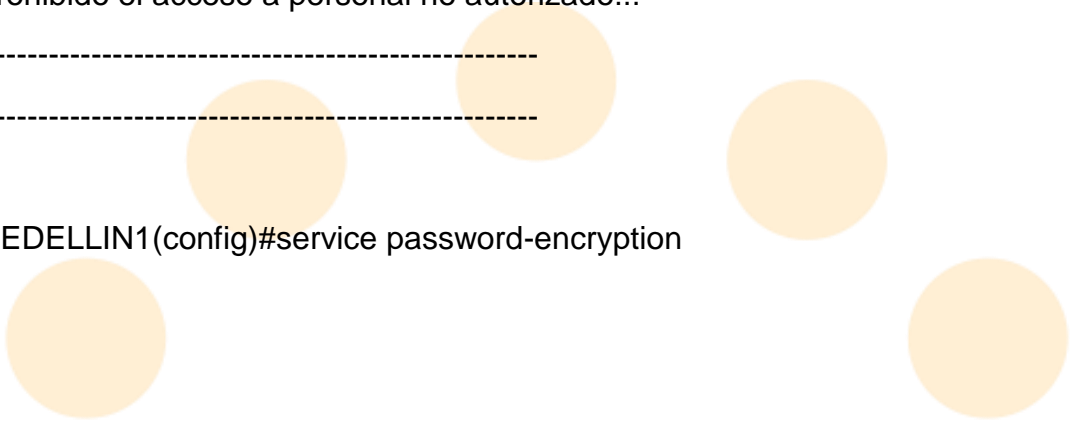
MEDELLIN1(config)#banner motd #

Enter TEXT message. End with the character '#'.

Prohibido el acceso a personal no autorizado!!!

#

MEDELLIN1(config)#service password-encryption



CONFIGURACIÓN BÁSICA MEDELLIN2

Router>en

Router#conf t

Enter configuration commands, one per line. End with CNTL/Z.

Router(config)#no ip domain-lookup

Router(config)#hostname MEDELLIN2

MEDELLIN2(config)#enable secret class

MEDELLIN2(config)#line console 0

MEDELLIN2(config-line)#password cisco

MEDELLIN2(config-line)#login

MEDELLIN2(config-line)#logging synchronous

MEDELLIN2(config-line)#line vty 0 15

MEDELLIN2(config-line)#password cisco

MEDELLIN2(config-line)#login

MEDELLIN2(config-line)#logging synchronous

MEDELLIN2(config)#banner motd #

Enter TEXT message. End with the character '#'.

Prohibido el acceso a personal no autorizado!!!

#

MEDELLIN2(config)#service password-encryption

CONFIGURACIÓN BÁSICA MEDELLIN3

Router>en

Router#conf t

Enter configuration commands, one per line. End with CNTL/Z.

```
Router(config)#no ip domain-lookup
Router(config)#hostname MEDELLIN3
MEDELLIN3(config)#enable secret class
MEDELLIN3(config)#line console 0
MEDELLIN3(config-line)#password cisco
MEDELLIN3(config-line)#login
MEDELLIN3(config-line)#logging synchronous
MEDELLIN3(config-line)#line vty 0 15
MEDELLIN3(config-line)#password cisco
MEDELLIN3(config-line)#login
MEDELLIN3(config-line)#logging synchronous
MEDELLIN3(config)#banner motd #
Enter TEXT message. End with the character '#'.
-----
-----
Prohibido el acceso a personal no autorizado!!!
-----
-----
#
MEDELLIN3(config)#service password-encryption
```

CONFIGURACIÓN BÁSICA BOGOTA1

```
Router>en
Router#conf t
Enter configuration commands, one per line. End with CNTL/Z.
Router(config)#no ip domain-lookup
Router(config)#hostname BOGOTA1
```

```
BOGOTA1(config)#enable secret class
BOGOTA1(config)#line console 0
BOGOTA1(config-line)#password cisco
BOGOTA1(config-line)#login
BOGOTA1(config-line)#logging synchronous
BOGOTA1(config-line)#line vty 0 15
BOGOTA1(config-line)#password cisco
BOGOTA1(config-line)#login
BOGOTA1(config-line)#logging synchronous
BOGOTA1(config)#banner motd #
Enter TEXT message. End with the character '#'.
-----
-----
Prohibido el acceso a personal no autorizado!!!
-----
-----
#
BOGOTA1(config)#service password-encryption
```

CONFIGURACIÓN BÁSICA BOGOTA2

```
Router>en
Router#conf t
Enter configuration commands, one per line. End with CNTL/Z.
Router(config)#no ip domain-lookup
Router(config)#hostname BOGOTA2
BOGOTA2(config)#enable secret class
BOGOTA2(config)#line console 0
BOGOTA2(config-line)#password cisco
```

```
BOGOTA2(config-line)#login
BOGOTA2(config-line)#logging synchronous
BOGOTA2(config-line)#line vty 0 15
BOGOTA2(config-line)#password cisco
BOGOTA2(config-line)#login
BOGOTA2(config-line)#logging synchronous
BOGOTA2(config)#banner motd #
Enter TEXT message. End with the character '#'.
-----
-----
```

```
Prohibido el acceso a personal no autorizado!!!
-----
-----
```

```
#
BOGOTA2(config)#service password-encryption
```

CONFIGURACIÓN BÁSICA BOGOTA3

```
Router>en
Router#conf t
Enter configuration commands, one per line. End with CNTL/Z.
Router(config)#no ip domain-lookup
Router(config)#hostname BOGOTA3
BOGOTA3(config)#enable secret class
BOGOTA3(config)#line console 0
BOGOTA3(config-line)#password cisco
BOGOTA3(config-line)#login
BOGOTA3(config-line)#logging synchronous
BOGOTA3(config-line)#line vty 0 15
```

BOGOTA3(config-line)#password cisco
BOGOTA3(config-line)#login
BOGOTA3(config-line)#logging synchronous
BOGOTA3(config)#banner motd #
Enter TEXT message. End with the character '#'.

Prohibido el acceso a personal no autorizado!!!

BOGOTA3(config)#service password-encryption

ENRUTAMIENTO MEDELLIN3

MEDELLIN3(config-if)#ip address 172.29.6.5 255.255.255.252
MEDELLIN3(config-if)#no shutdown

MEDELLIN3(config-if)#
%LINK-5-CHANGED: Interface Serial0/0/1, changed state to up

MEDELLIN3(config-if)#
%LINEPROTO-5-UPDOWN: Line protocol on Interface Serial0/0/1, changed state to up

MEDELLIN3(config-if)#int s0/1/0
MEDELLIN3(config-if)#ip address 172.29.6.9 255.255.255.252
MEDELLIN3(config-if)#no shutdown

%LINK-5-CHANGED: Interface Serial0/1/0, changed state to down
MEDELLIN3(config-if)#int s0/1/1

MEDELLIN3(config-if)#ip address 172.29.6.13 255.255.255.252
MEDELLIN3(config-if)#no shutdown

ENRUTAMIENTO MEDELLIN2

MEDELLIN2(config)#
MEDELLIN2(config)#int s0/0/1
MEDELLIN2(config-if)#ip address 172.29.6.6 255.255.255.252
MEDELLIN2(config-if)#no shutdown

%LINK-5-CHANGED: Interface Serial0/0/1, changed state to down
MEDELLIN2(config-if)#int s0/0/0
MEDELLIN2(config-if)#ip address 172.29.6.2 255.255.255.252
MEDELLIN2(config-if)#no shutdown

ENRUTAMIENTO MEDELLIN1

MEDELLIN1(config)#int s0/0/0
MEDELLIN1(config-if)#ip address 172.29.6.1 255.255.255.252
MEDELLIN1(config-if)#no shutdown

MEDELLIN1(config-if)#
%LINK-5-CHANGED: Interface Serial0/0/0, changed state to up

MEDELLIN1(config-if)#
%LINEPROTO-5-UPDOWN: Line protocol on Interface Serial0/0/0, changed state to up

MEDELLIN1(config-if)#int s0/1/0
MEDELLIN1(config-if)#ip address 172.29.6.10 255.255.255.252
MEDELLIN1(config-if)#no shutdown

MEDELLIN1(config-if)#

%LINK-5-CHANGED: Interface Serial0/1/0, changed state to up

MEDELLIN1(config-if)#int s0/1/1

MEDELLIN1(config-if)#ip address 172.29.6.14 255.255.255.252

MEDELLIN1(config-if)#no shutdown

MEDELLIN1(config-if)#

%LINK-5-CHANGED: Interface Serial0/1/1, changed state to up

MEDELLIN1(config-if)#

%LINEPROTO-5-UPDOWN: Line protocol on Interface Serial0/1/1, changed state to up

MEDELLIN1(config)#int s0/0/1

MEDELLIN1(config-if)#ip address 209.17.220.2 255.255.255.252

MEDELLIN1(config-if)#no shutdown

ENRUTAMIENTO BOGOTA3

BOGOTA3(config)#int s0/0/0

BOGOTA3(config-if)#ip address 172.29.3.14 255.255.255.252

BOGOTA3(config-if)#no shutdown

BOGOTA3(config-if)#

%LINK-5-CHANGED: Interface Serial0/0/0, changed state to up

BOGOTA3(config-if)#int s0/1/1

BOGOTA3(config-if)#

%LINEPROTO-5-UPDOWN: Line protocol on Interface Serial0/0/0, changed state to up

BOGOTA3(config-if)#ip address 172.29.3.10 255.255.255.252

BOGOTA3(config-if)#no shutdown

ENRUTAMIENTO BOGOTA2

BOGOTA2(config)#int s0/0/0

BOGOTA2(config-if)#ip address 172.29.3.13 255.255.255.252

BOGOTA2(config-if)#no shutdown

%LINK-5-CHANGED: Interface Serial0/0/0, changed state to down

BOGOTA2(config-if)#int s0/0/1

BOGOTA2(config-if)#ip address 172.29.3.1 255.255.255.252

BOGOTA2(config-if)#no shutdown

%LINK-5-CHANGED: Interface Serial0/0/1, changed state to down

BOGOTA2(config-if)#int s0/1/0

BOGOTA2(config-if)#ip address 172.29.3.5 255.255.255.252

BOGOTA2(config-if)#no shutdown

ENRUTAMIENTO BOGOTA1

BOGOTA1(config)#int s0/1/1

BOGOTA1(config-if)#ip address 172.29.3.9 255.255.255.252

BOGOTA1(config-if)#no shutdown

BOGOTA1(config-if)#

%LINK-5-CHANGED: Interface Serial0/1/1, changed state to up

BOGOTA1(config-if)#

%LINEPROTO-5-UPDOWN: Line protocol on Interface Serial0/1/1, changed state to up

BOGOTA1(config-if)#int s0/1/0

BOGOTA1(config-if)#no ip address 172.29.3.2 255.255.255.252

BOGOTA1(config-if)#ip address 172.29.3.6 255.255.255.252

BOGOTA1(config-if)#no shutdown

BOGOTA1(config-if)#

%LINK-5-CHANGED: Interface Serial0/1/0, changed state to up

BOGOTA1(config-if)#

%LINEPROTO-5-UPDOWN: Line protocol on Interface Serial0/1/0, changed state to up

BOGOTA1(config-if)#int s0/0/1

BOGOTA1(config-if)#ip address 172.29.3.2 255.255.255.252

BOGOTA1(config-if)#no shutdown

BOGOTA1(config-if)#

%LINK-5-CHANGED: Interface Serial0/0/1, changed state to up

BOGOTA1(config-if)#

%LINEPROTO-5-UPDOWN: Line protocol on Interface Serial0/0/1, changed state to up

BOGOTA1(config)#int s0/0/0

BOGOTA1(config-if)#ip address 209.17.220.6 255.255.255.252

BOGOTA1(config-if)#no shutdown

ENRUTAMIENTO ISP

ISP(config)#int s0/0/1

ISP(config-if)#ip address 209.17.220.1 255.255.255.252

ISP(config-if)#no shutdown

ISP(config-if)#

%LINK-5-CHANGED: Interface Serial0/0/1, changed state to up

ISP(config-if)#

%LINEPROTO-5-UPDOWN: Line protocol on Interface Serial0/0/1, changed state to up

ISP(config-if)#int s0/0/0

ISP(config-if)#ip address 209.17.220.5 255.255.255.252

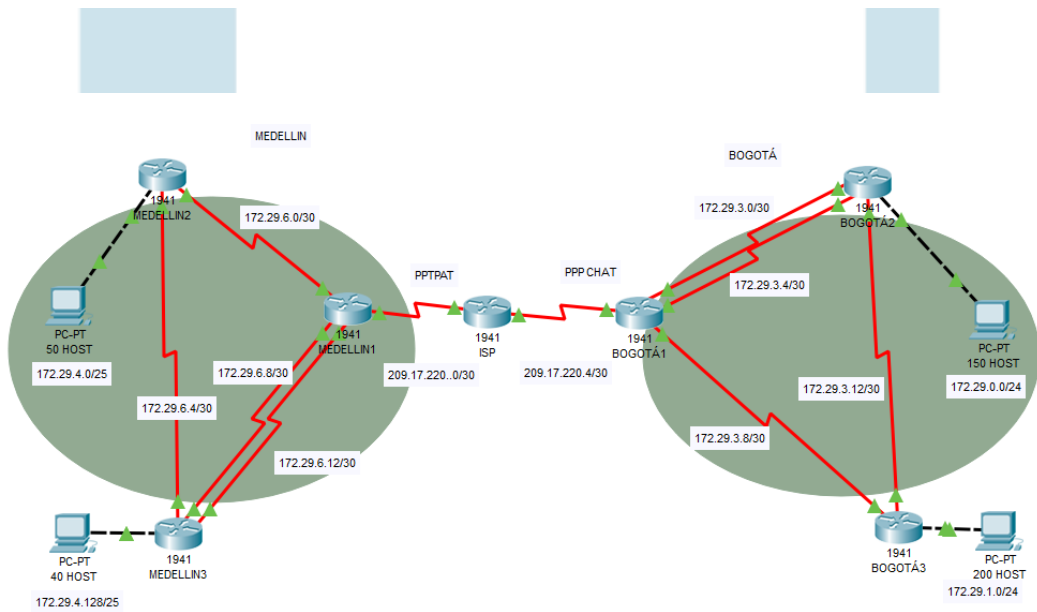
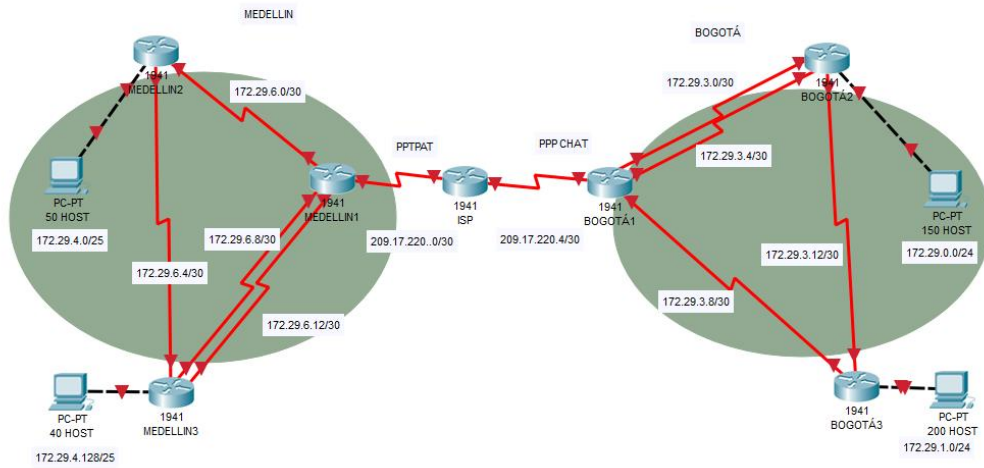
ISP(config-if)#no shutdown

ISP(config-if)#

%LINK-5-CHANGED: Interface Serial0/0/0, changed state to up

- Realizar la conexión física de los equipos con base en la topología de red

Configurar la topología de red, de acuerdo con las siguientes especificaciones.



MEDELLIN 172.29.4.0/21

BOGOTÁ 172.29.0.0/21

Parte 1: Configuración del enrutamiento

- a. Configurar el enrutamiento en la red usando el protocolo RIP versión 2, declare la red principal, desactive la sumarización automática.
- b. Verificar el balanceo de carga que presentan los routers.
- c. Obsérvese en los routers Bogotá1 y Medellín1 cierta similitud por su ubicación, por tener dos enlaces de conexión hacia otro router y por la ruta por defecto que manejan.
- d. Los routers Medellín2 y Bogotá2 también presentan redes conectadas directamente y recibidas mediante RIP.
- e. Las tablas de los routers restantes deben permitir visualizar rutas redundantes para el caso de la ruta por defecto.
- f. El router ISP solo debe indicar sus rutas estáticas adicionales a las directamente conectadas.

ROUTER RIP V2 MEDELLIN 3

```
MEDELLIN3(config)#router rip
MEDELLIN3(config-router)#network 172.29.4.128
MEDELLIN3(config-router)#network 172.29.6.4
MEDELLIN3(config-router)#network 172.29.6.8
MEDELLIN3(config-router)#network 172.29.6.12
MEDELLIN3(config-router)#version 2
MEDELLIN3(config-router)#no auto-summary
```

ROUTER RIP V2 MEDELLIN 2

```
MEDELLIN2(config)#router rip
MEDELLIN2(config-router)#network 172.29.4.0
MEDELLIN2(config-router)#network 172.29.6.4
MEDELLIN2(config-router)#network 172.29.6.0
MEDELLIN2(config-router)#version 2
```

MEDELLIN2(config-router)#no auto-summary

ROUTER RIP V2 MEDELLIN 1

MEDELLIN1(config)#router rip

MEDELLIN1(config-router)#network 172.29.6.0

MEDELLIN1(config-router)#network 172.29.6.8

MEDELLIN1(config-router)#network 172.29.6.12

MEDELLIN1(config-router)#version 2

MEDELLIN1(config-router)#no auto-summary

ROUTER RIP V2 BOGOTA3

BOGOTA3(config)#router rip

BOGOTA3(config-router)#network 172.29.1.0

BOGOTA3(config-router)#network 172.29.3.8

BOGOTA3(config-router)#network 172.29.3.12

BOGOTA3(config-router)#version 2

BOGOTA3(config-router)#no auto-summary

ROUTER RIP V2 BOGOTA2

BOGOTA2(config)#router rip

BOGOTA2(config-router)#network 172.29.3.0

BOGOTA2(config-router)#network 172.29.3.4

BOGOTA2(config-router)#network 172.29.3.12

BOGOTA2(config-router)#network 172.29.0.0

BOGOTA2(config-router)#version 2

BOGOTA2(config-router)#no auto-summary

ROUTER RIP V2 BOGOTA1

```
BOGOTA1(config)#router rip
BOGOTA1(config-router)#network 172.29.3.0
BOGOTA1(config-router)#network 172.29.3.4
BOGOTA1(config-router)#network 172.29.3.8
BOGOTA1(config-router)#version 2
BOGOTA1(config-router)#no auto-summary
```

- g. Los routers Bogota1 y Medellín deberán añadir a su configuración de enrutamiento una ruta por defecto hacia el ISP y, a su vez, redistribuirla dentro de las publicaciones de RIP.

MEDELLIN1

```
MEDELLIN1(config)#ip route 0.0.0.0 0.0.0.0 s0/0/1
```

BOGOTA1

```
BOGOTA1(config)#ip route 0.0.0.0 0.0.0.0 s0/0/0
```

ISP

```
ISP(config)#ip route 209.17.220.0 255.255.255.252 209.17.220.2
ISP(config)#ip route 209.17.220.4 255.255.255.252 209.17.220.6
ISP(config)#router rip
ISP(config-router)#network 209.17.220.0
ISP(config-router)#network 209.17.220.4
ISP(config-router)#version 2
ISP(config-router)#redistribute static
```

- h. El router ISP deberá tener una ruta estática dirigida hacia cada red interna de Bogotá y Medellín para el caso se sumarizan las subredes de cada uno a /22.

Parte 2: Tabla de Enrutamiento.

- a. Verificar la tabla de enrutamiento en cada uno de los routers para comprobar las redes y sus rutas.

ROUTER MEDELLIN3

```
MEDELLIN3#show ip route
```

Codes: L - local, C - connected, S - static, R - RIP, M - mobile, B - BGP

D - EIGRP, EX - EIGRP external, O - OSPF, IA - OSPF inter area

N1 - OSPF NSSA external type 1, N2 - OSPF NSSA external type 2

E1 - OSPF external type 1, E2 - OSPF external type 2, E - EGP

i - IS-IS, L1 - IS-IS level-1, L2 - IS-IS level-2, ia - IS-IS inter area

* - candidate default, U - per-user static route, o - ODR

P - periodic downloaded static route

Gateway of last resort is not set

172.29.0.0/16 is variably subnetted, 8 subnets, 3 masks

```
R 172.29.4.0/25 [120/1] via 172.29.6.6, 00:00:17, Serial0/0/1
```

```
R 172.29.6.0/30 [120/1] via 172.29.6.10, 00:00:00, Serial0/1/0
```

```
[120/1] via 172.29.6.6, 00:00:17, Serial0/0/1
```

```
[120/1] via 172.29.6.14, 00:00:00, Serial0/1/1
```

```
C 172.29.6.4/30 is directly connected, Serial0/0/1
```

```
L 172.29.6.5/32 is directly connected, Serial0/0/1
```

```
C 172.29.6.8/30 is directly connected, Serial0/1/0
```

- L 172.29.6.9/32 is directly connected, Serial0/1/0
- C 172.29.6.12/30 is directly connected, Serial0/1/1
- L 172.29.6.13/32 is directly connected, Serial0/1/1

ROUTER MEDELLIN2

MEDELLIN2#show ip route

Codes: L - local, C - connected, S - static, R - RIP, M - mobile, B - BGP

D - EIGRP, EX - EIGRP external, O - OSPF, IA - OSPF inter area

N1 - OSPF NSSA external type 1, N2 - OSPF NSSA external type 2

E1 - OSPF external type 1, E2 - OSPF external type 2, E - EGP

i - IS-IS, L1 - IS-IS level-1, L2 - IS-IS level-2, ia - IS-IS inter area

* - candidate default, U - per-user static route, o - ODR

P - periodic downloaded static route

Gateway of last resort is not set

172.29.0.0/16 is variably subnetted, 8 subnets, 3 masks

- C 172.29.4.0/25 is directly connected, GigabitEthernet0/0
- L 172.29.4.1/32 is directly connected, GigabitEthernet0/0
- C 172.29.6.0/30 is directly connected, Serial0/0/0
- L 172.29.6.2/32 is directly connected, Serial0/0/0
- C 172.29.6.4/30 is directly connected, Serial0/0/1
- L 172.29.6.6/32 is directly connected, Serial0/0/1
- R 172.29.6.8/30 [120/1] via 172.29.6.5, 00:00:02, Serial0/0/1
[120/1] via 172.29.6.1, 00:00:10, Serial0/0/0
- R 172.29.6.12/30 [120/1] via 172.29.6.5, 00:00:02, Serial0/0/1
[120/1] via 172.29.6.1, 00:00:10, Serial0/0/0

ROUTER MEDELLIN1

MEDELLIN1#show ip route

Codes: L - local, C - connected, S - static, R - RIP, M - mobile, B - BGP

D - EIGRP, EX - EIGRP external, O - OSPF, IA - OSPF inter area

N1 - OSPF NSSA external type 1, N2 - OSPF NSSA external type 2

E1 - OSPF external type 1, E2 - OSPF external type 2, E - EGP

i - IS-IS, L1 - IS-IS level-1, L2 - IS-IS level-2, ia - IS-IS inter area

* - candidate default, U - per-user static route, o - ODR

P - periodic downloaded static route

Gateway of last resort is 0.0.0.0 to network 0.0.0.0

172.29.0.0/16 is variably subnetted, 8 subnets, 3 masks

```
R 172.29.4.0/25 [120/1] via 172.29.6.2, 00:00:04, Serial0/0/0
C 172.29.6.0/30 is directly connected, Serial0/0/0
L 172.29.6.1/32 is directly connected, Serial0/0/0
R 172.29.6.4/30 [120/1] via 172.29.6.13, 00:00:08, Serial0/1/1
   [120/1] via 172.29.6.9, 00:00:08, Serial0/1/0
   [120/1] via 172.29.6.2, 00:00:04, Serial0/0/0
C 172.29.6.8/30 is directly connected, Serial0/1/0
L 172.29.6.10/32 is directly connected, Serial0/1/0
C 172.29.6.12/30 is directly connected, Serial0/1/1
L 172.29.6.14/32 is directly connected, Serial0/1/1
209.17.220.0/24 is variably subnetted, 2 subnets, 2 masks
C 209.17.220.0/30 is directly connected, Serial0/0/1
L 209.17.220.2/32 is directly connected, Serial0/0/1
S* 0.0.0.0/0 is directly connected, Serial0/0/1
```

ROUTER BOGOTA3

BOGOTA3#show ip route

Codes: L - local, C - connected, S - static, R - RIP, M - mobile, B - BGP
D - EIGRP, EX - EIGRP external, O - OSPF, IA - OSPF inter area
N1 - OSPF NSSA external type 1, N2 - OSPF NSSA external type 2
E1 - OSPF external type 1, E2 - OSPF external type 2, E - EGP
i - IS-IS, L1 - IS-IS level-1, L2 - IS-IS level-2, ia - IS-IS inter area
* - candidate default, U - per-user static route, o - ODR
P - periodic downloaded static route

Gateway of last resort is not set

```
172.29.0.0/16 is variably subnetted, 6 subnets, 2 masks
R   172.29.3.0/30 [120/1] via 172.29.3.9, 00:00:04, Serial0/1/1
    [120/1] via 172.29.3.13, 00:00:09, Serial0/0/0
R   172.29.3.4/30 [120/1] via 172.29.3.9, 00:00:04, Serial0/1/1
    [120/1] via 172.29.3.13, 00:00:09, Serial0/0/0
C   172.29.3.8/30 is directly connected, Serial0/1/1
L   172.29.3.10/32 is directly connected, Serial0/1/1
C   172.29.3.12/30 is directly connected, Serial0/0/0
L   172.29.3.14/32 is directly connected, Serial0/0/0
```

ROUTER BOGOTA2

BOGOTA2#show ip route

Codes: L - local, C - connected, S - static, R - RIP, M - mobile, B - BGP
D - EIGRP, EX - EIGRP external, O - OSPF, IA - OSPF inter area
N1 - OSPF NSSA external type 1, N2 - OSPF NSSA external type 2
E1 - OSPF external type 1, E2 - OSPF external type 2, E - EGP
i - IS-IS, L1 - IS-IS level-1, L2 - IS-IS level-2, ia - IS-IS inter area
* - candidate default, U - per-user static route, o - ODR
P - periodic downloaded static route

Gateway of last resort is not set

172.29.0.0/16 is variably subnetted, 7 subnets, 2 masks

```
C 172.29.3.0/30 is directly connected, Serial0/0/1
L 172.29.3.1/32 is directly connected, Serial0/0/1
C 172.29.3.4/30 is directly connected, Serial0/1/0
L 172.29.3.5/32 is directly connected, Serial0/1/0
R 172.29.3.8/30 [120/1] via 172.29.3.14, 00:00:12, Serial0/0/0
    [120/1] via 172.29.3.2, 00:00:02, Serial0/0/1
    [120/1] via 172.29.3.6, 00:00:02, Serial0/1/0
C 172.29.3.12/30 is directly connected, Serial0/0/0
L 172.29.3.13/32 is directly connected, Serial0/0/0
```

ROUTER BOGOTA1

BOGOTA1#show ip route

Codes: L - local, C - connected, S - static, R - RIP, M - mobile, B - BGP
D - EIGRP, EX - EIGRP external, O - OSPF, IA - OSPF inter area
N1 - OSPF NSSA external type 1, N2 - OSPF NSSA external type 2
E1 - OSPF external type 1, E2 - OSPF external type 2, E - EGP
i - IS-IS, L1 - IS-IS level-1, L2 - IS-IS level-2, ia - IS-IS inter area
* - candidate default, U - per-user static route, o - ODR
P - periodic downloaded static route

Gateway of last resort is 0.0.0.0 to network 0.0.0.0

172.29.0.0/16 is variably subnetted, 7 subnets, 2 masks

```
C 172.29.3.0/30 is directly connected, Serial0/0/1
L 172.29.3.2/32 is directly connected, Serial0/0/1
```

C 172.29.3.4/30 is directly connected, Serial0/1/0
L 172.29.3.6/32 is directly connected, Serial0/1/0
C 172.29.3.8/30 is directly connected, Serial0/1/1
L 172.29.3.9/32 is directly connected, Serial0/1/1
R 172.29.3.12/30 [120/1] via 172.29.3.5, 00:00:09, Serial0/1/0
[120/1] via 172.29.3.1, 00:00:09, Serial0/0/1
[120/1] via 172.29.3.10, 00:00:13, Serial0/1/1
209.17.220.0/24 is variably subnetted, 2 subnets, 2 masks
C 209.17.220.4/30 is directly connected, Serial0/0/0
L 209.17.220.6/32 is directly connected, Serial0/0/0
S* 0.0.0.0/0 is directly connected, Serial0/0/0

ROUTER ISP

ISP#show ip route

Codes: L - local, C - connected, S - static, R - RIP, M - mobile, B - BGP
D - EIGRP, EX - EIGRP external, O - OSPF, IA - OSPF inter area
N1 - OSPF NSSA external type 1, N2 - OSPF NSSA external type 2
E1 - OSPF external type 1, E2 - OSPF external type 2, E - EGP
i - IS-IS, L1 - IS-IS level-1, L2 - IS-IS level-2, ia - IS-IS inter area
* - candidate default, U - per-user static route, o - ODR
P - periodic downloaded static route

Gateway of last resort is not set

209.17.220.0/24 is variably subnetted, 4 subnets, 2 masks
C 209.17.220.0/30 is directly connected, Serial0/0/1
L 209.17.220.1/32 is directly connected, Serial0/0/1
C 209.17.220.4/30 is directly connected, Serial0/0/0
L 209.17.220.5/32 is directly connected, Serial0/0/0

Parte 3: Deshabilitar la propagación del protocolo RIP.

- a. Para no propagar las publicaciones por interfaces que no lo requieran se debe deshabilitar la propagación del protocolo RIP, en la siguiente tabla se indican las interfaces de cada router que no necesitan desactivación.

ROUTER	INTERFAZ
Bogota1	SERIAL0/0/1; SERIAL0/1/0; SERIAL0/1/1
Bogota2	SERIAL0/0/0; SERIAL0/0/1
Bogota3	SERIAL0/0/0; SERIAL0/0/1; SERIAL0/1/0
Medellín1	SERIAL0/0/0; SERIAL0/0/1; SERIAL0/1/1
Medellín2	SERIAL0/0/0; SERIAL0/0/1
Medellín3	SERIAL0/0/0; SERIAL0/0/1; SERIAL0/1/0
ISP	No lo requiere

```
MEDELLIN3(config-router)#passive-interface s0/0/0
MEDELLIN2(config-router)#passive-interface s0/1/0
MEDELLIN2(config-router)#passive-interface s0/1/1
MEDELLIN1(config-router)#passive-interface s0/0/1
BOGOTA3(config-router)#passive-interface s0/0/1
BOGOTA3(config-router)#passive-interface s0/1/0
BOGOTA2(config-router)#passive-interface s0/1/1
BOGOTA1(config-router)#passive-interface s0/0/0
```

Parte 4: Verificación del protocolo RIP.

- a. Verificar y documentar las opciones de enrutamiento configuradas en los routers, como el **passive interface** para la conexión hacia el ISP, la versión de RIP y las interfaces que participan de la publicación entre otros datos.

ROUTER MEDELLIN3

```
MEDELLIN3#show ip int
```

```
GigabitEthernet0/0 is up, line protocol is up (connected)
```

```
Internet protocol processing disabled
```

```
GigabitEthernet0/1 is administratively down, line protocol is down (disabled)
```

```
Internet protocol processing disabled
```

```
Serial0/0/0 is administratively down, line protocol is down (disabled)
```

```
Internet protocol processing disabled
```

```
Serial0/0/1 is up, line protocol is up (connected)
```

```
Internet address is 172.29.6.5/30
```

```
Broadcast address is 255.255.255.255
```

```
Address determined by setup command
```

```
MTU is 1500
```

```
Helper address is not set
```

```
Directed broadcast forwarding is disabled
```

```
Outgoing access list is not set
```

```
Inbound access list is not set
```

```
Proxy ARP is enabled
```

```
Security level is default
```

```
Split horizon is enabled
```

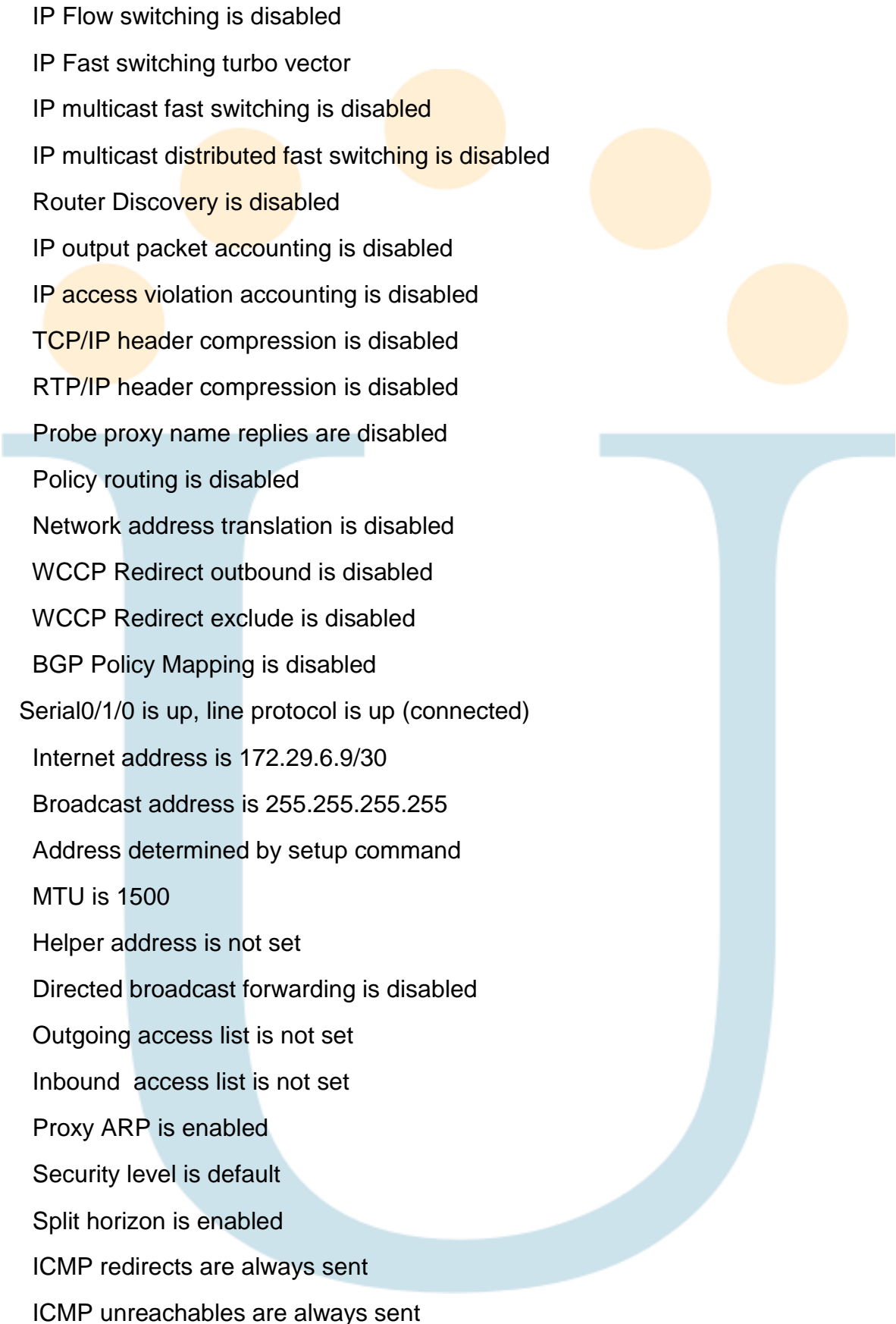
```
ICMP redirects are always sent
```

```
ICMP unreachable are always sent
```

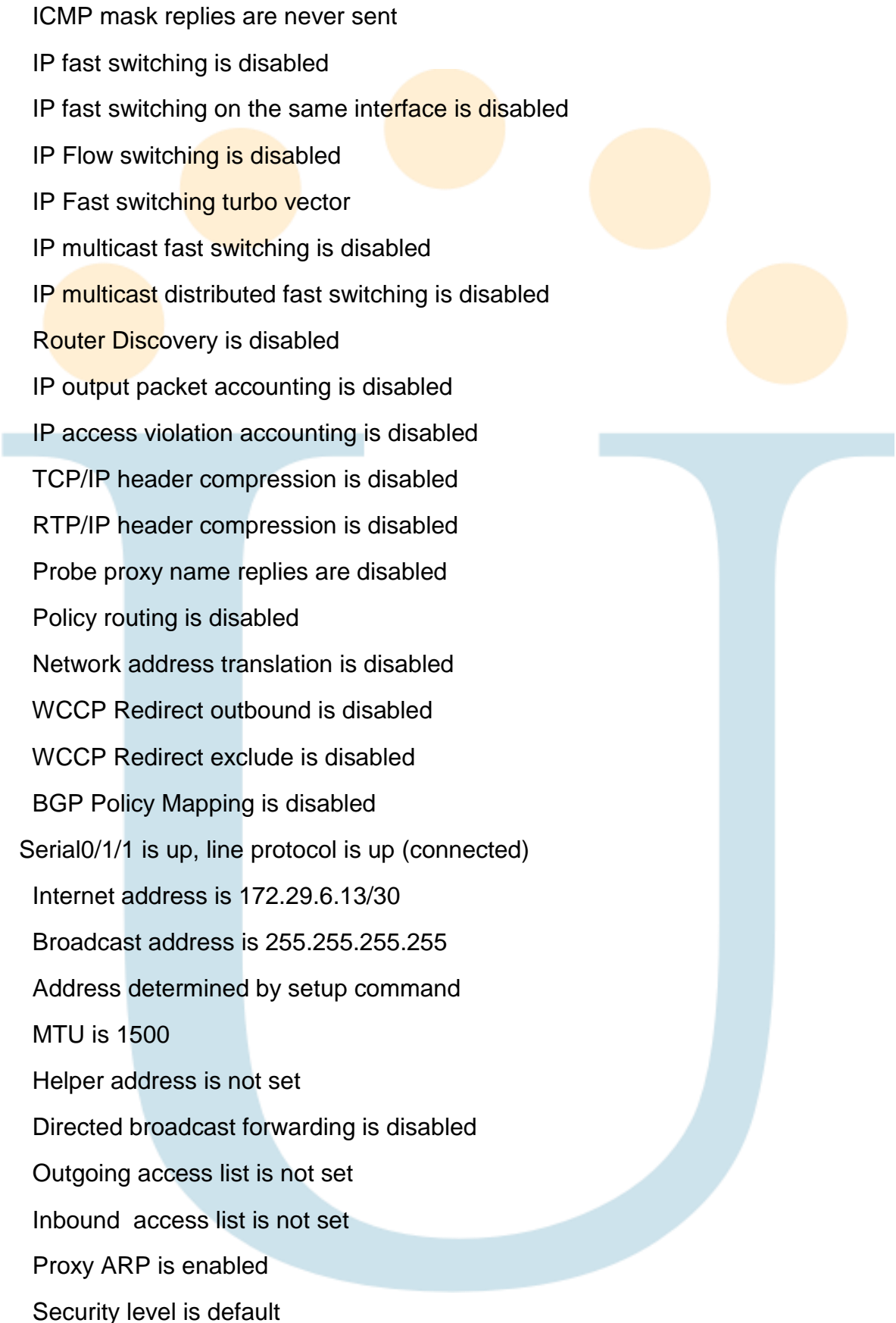
```
ICMP mask replies are never sent
```

```
IP fast switching is disabled
```

```
IP fast switching on the same interface is disabled
```



IP Flow switching is disabled
IP Fast switching turbo vector
IP multicast fast switching is disabled
IP multicast distributed fast switching is disabled
Router Discovery is disabled
IP output packet accounting is disabled
IP access violation accounting is disabled
TCP/IP header compression is disabled
RTP/IP header compression is disabled
Probe proxy name replies are disabled
Policy routing is disabled
Network address translation is disabled
WCCP Redirect outbound is disabled
WCCP Redirect exclude is disabled
BGP Policy Mapping is disabled
Serial0/1/0 is up, line protocol is up (connected)
Internet address is 172.29.6.9/30
Broadcast address is 255.255.255.255
Address determined by setup command
MTU is 1500
Helper address is not set
Directed broadcast forwarding is disabled
Outgoing access list is not set
Inbound access list is not set
Proxy ARP is enabled
Security level is default
Split horizon is enabled
ICMP redirects are always sent
ICMP unreachable are always sent

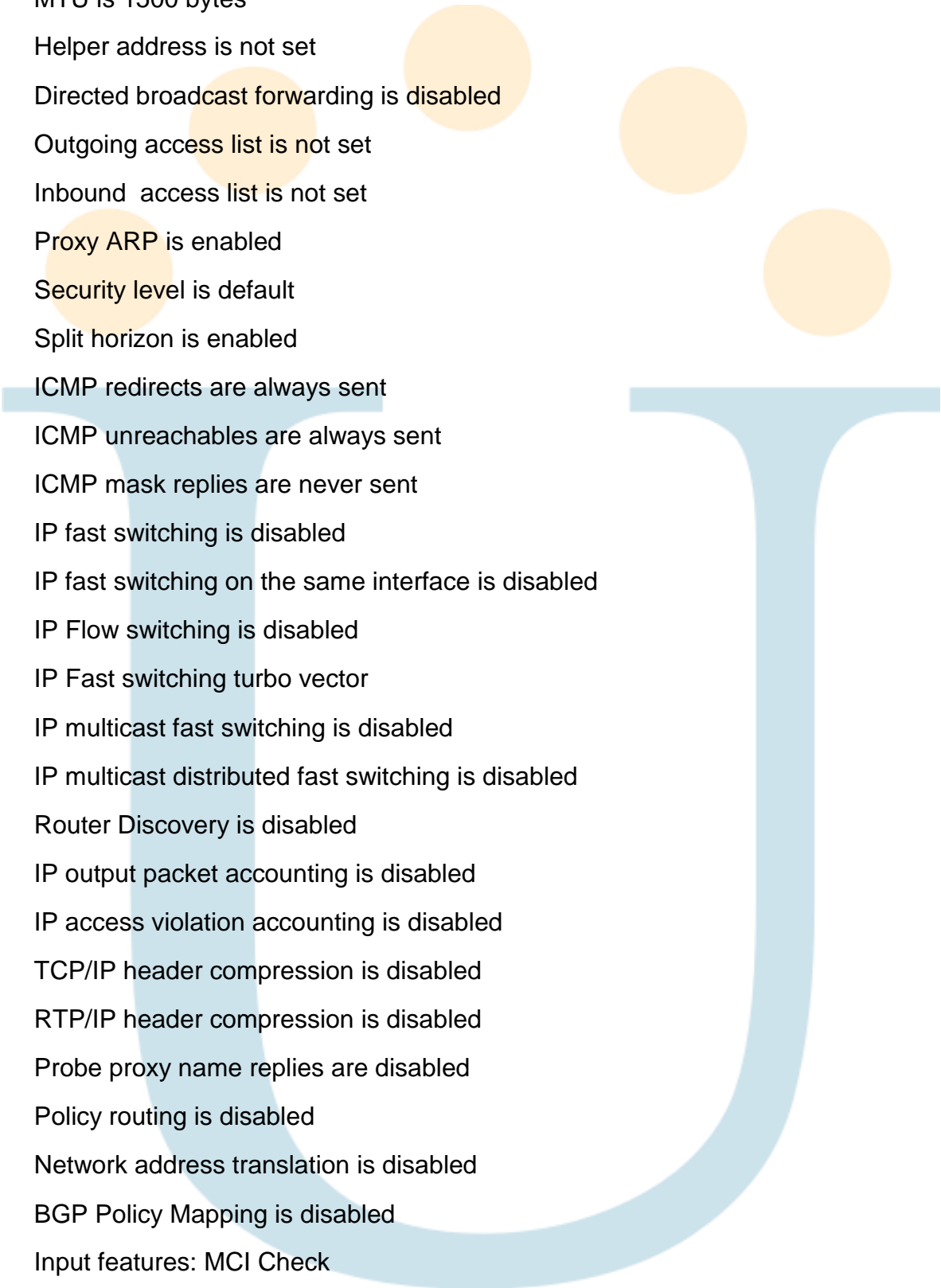


ICMP mask replies are never sent
IP fast switching is disabled
IP fast switching on the same interface is disabled
IP Flow switching is disabled
IP Fast switching turbo vector
IP multicast fast switching is disabled
IP multicast distributed fast switching is disabled
Router Discovery is disabled
IP output packet accounting is disabled
IP access violation accounting is disabled
TCP/IP header compression is disabled
RTP/IP header compression is disabled
Probe proxy name replies are disabled
Policy routing is disabled
Network address translation is disabled
WCCP Redirect outbound is disabled
WCCP Redirect exclude is disabled
BGP Policy Mapping is disabled
Serial0/1/1 is up, line protocol is up (connected)
Internet address is 172.29.6.13/30
Broadcast address is 255.255.255.255
Address determined by setup command
MTU is 1500
Helper address is not set
Directed broadcast forwarding is disabled
Outgoing access list is not set
Inbound access list is not set
Proxy ARP is enabled
Security level is default

Split horizon is enabled
ICMP redirects are always sent
ICMP unreachable are always sent
ICMP mask replies are never sent
IP fast switching is disabled
IP fast switching on the same interface is disabled
IP Flow switching is disabled
IP Fast switching turbo vector
IP multicast fast switching is disabled
IP multicast distributed fast switching is disabled
Router Discovery is disabled
IP output packet accounting is disabled
IP access violation accounting is disabled
TCP/IP header compression is disabled
RTP/IP header compression is disabled
Probe proxy name replies are disabled
Policy routing is disabled
Network address translation is disabled
WCCP Redirect outbound is disabled
WCCP Redirect exclude is disabled
BGP Policy Mapping is disabled
Vlan1 is administratively down, line protocol is down
Internet protocol processing disabled

ROUTER MEDELLIN2

```
MEDELLIN2#show ip int  
GigabitEthernet0/0 is up, line protocol is up (connected)  
Internet address is 172.29.4.1/25  
Broadcast address is 255.255.255.255
```

Address determined by setup command
MTU is 1500 bytes
Helper address is not set
Directed broadcast forwarding is disabled
Outgoing access list is not set
Inbound access list is not set
Proxy ARP is enabled
Security level is default
Split horizon is enabled
ICMP redirects are always sent
ICMP unreachable are always sent
ICMP mask replies are never sent
IP fast switching is disabled
IP fast switching on the same interface is disabled
IP Flow switching is disabled
IP Fast switching turbo vector
IP multicast fast switching is disabled
IP multicast distributed fast switching is disabled
Router Discovery is disabled
IP output packet accounting is disabled
IP access violation accounting is disabled
TCP/IP header compression is disabled
RTP/IP header compression is disabled
Probe proxy name replies are disabled
Policy routing is disabled
Network address translation is disabled
BGP Policy Mapping is disabled
Input features: MCI Check
WCCP Redirect outbound is disabled

WCCP Redirect inbound is disabled

WCCP Redirect exclude is disabled

GigabitEthernet0/1 is administratively down, line protocol is down (disabled)

Internet protocol processing disabled

Serial0/0/0 is up, line protocol is up (connected)

Internet address is 172.29.6.2/30

Broadcast address is 255.255.255.255

Address determined by setup command

MTU is 1500

Helper address is not set

Directed broadcast forwarding is disabled

Outgoing access list is not set

Inbound access list is not set

Proxy ARP is enabled

Security level is default

Split horizon is enabled

ICMP redirects are always sent

ICMP unreachable are always sent

ICMP mask replies are never sent

IP fast switching is disabled

IP fast switching on the same interface is disabled

IP Flow switching is disabled

IP Fast switching turbo vector

IP multicast fast switching is disabled

IP multicast distributed fast switching is disabled

Router Discovery is disabled

IP output packet accounting is disabled

IP access violation accounting is disabled

TCP/IP header compression is disabled

RTP/IP header compression is disabled

Probe proxy name replies are disabled

Policy routing is disabled

Network address translation is disabled

WCCP Redirect outbound is disabled

WCCP Redirect exclude is disabled

BGP Policy Mapping is disabled

Serial0/0/1 is up, line protocol is up (connected)

Internet address is 172.29.6.6/30

Broadcast address is 255.255.255.255

Address determined by setup command

MTU is 1500

Helper address is not set

Directed broadcast forwarding is disabled

Outgoing access list is not set

Inbound access list is not set

Proxy ARP is enabled

Security level is default

Split horizon is enabled

ICMP redirects are always sent

ICMP unreachable are always sent

ICMP mask replies are never sent

IP fast switching is disabled

IP fast switching on the same interface is disabled

IP Flow switching is disabled

IP Fast switching turbo vector

IP multicast fast switching is disabled

IP multicast distributed fast switching is disabled

Router Discovery is disabled

IP output packet accounting is disabled
IP access violation accounting is disabled
TCP/IP header compression is disabled
RTP/IP header compression is disabled
Probe proxy name replies are disabled
Policy routing is disabled
Network address translation is disabled
WCCP Redirect outbound is disabled
WCCP Redirect exclude is disabled
BGP Policy Mapping is disabled

Serial0/1/0 is administratively down, line protocol is down (disabled)

Internet protocol processing disabled

Serial0/1/1 is administratively down, line protocol is down (disabled)

Internet protocol processing disabled

Vlan1 is administratively down, line protocol is down

Internet protocol processing disabled

ROUTER MEDELLIN1

MEDELLIN1#show ip int

GigabitEthernet0/0 is administratively down, line protocol is down (disabled)

Internet protocol processing disabled

GigabitEthernet0/1 is administratively down, line protocol is down (disabled)

Internet protocol processing disabled

Serial0/0/0 is up, line protocol is up (connected)

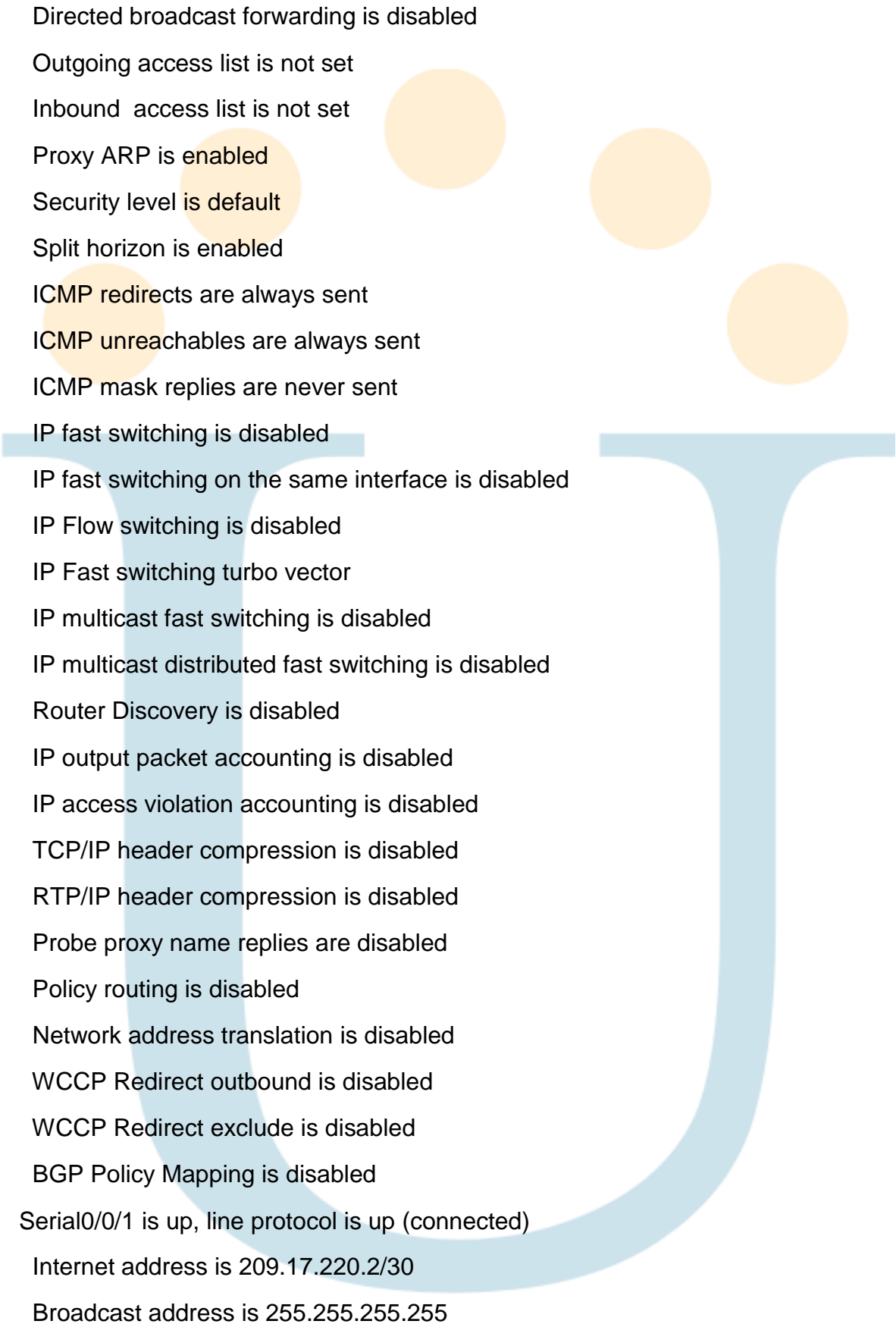
Internet address is 172.29.6.1/30

Broadcast address is 255.255.255.255

Address determined by setup command

MTU is 1500

Helper address is not set



Directed broadcast forwarding is disabled
Outgoing access list is not set
Inbound access list is not set
Proxy ARP is enabled
Security level is default
Split horizon is enabled
ICMP redirects are always sent
ICMP unreachable are always sent
ICMP mask replies are never sent
IP fast switching is disabled
IP fast switching on the same interface is disabled
IP Flow switching is disabled
IP Fast switching turbo vector
IP multicast fast switching is disabled
IP multicast distributed fast switching is disabled
Router Discovery is disabled
IP output packet accounting is disabled
IP access violation accounting is disabled
TCP/IP header compression is disabled
RTP/IP header compression is disabled
Probe proxy name replies are disabled
Policy routing is disabled
Network address translation is disabled
WCCP Redirect outbound is disabled
WCCP Redirect exclude is disabled
BGP Policy Mapping is disabled
Serial0/0/1 is up, line protocol is up (connected)
Internet address is 209.17.220.2/30
Broadcast address is 255.255.255.255

Address determined by setup command

MTU is 1500

Helper address is not set

Directed broadcast forwarding is disabled

Outgoing access list is not set

Inbound access list is not set

Proxy ARP is enabled

Security level is default

Split horizon is enabled

ICMP redirects are always sent

ICMP unreachable are always sent

ICMP mask replies are never sent

IP fast switching is disabled

IP fast switching on the same interface is disabled

IP Flow switching is disabled

IP Fast switching turbo vector

IP multicast fast switching is disabled

IP multicast distributed fast switching is disabled

Router Discovery is disabled

IP output packet accounting is disabled

IP access violation accounting is disabled

TCP/IP header compression is disabled

RTP/IP header compression is disabled

Probe proxy name replies are disabled

Policy routing is disabled

Network address translation is disabled

WCCP Redirect outbound is disabled

WCCP Redirect exclude is disabled

BGP Policy Mapping is disabled

Serial0/1/0 is up, line protocol is up (connected)

Internet address is 172.29.6.10/30

Broadcast address is 255.255.255.255

Address determined by setup command

MTU is 1500

Helper address is not set

Directed broadcast forwarding is disabled

Outgoing access list is not set

Inbound access list is not set

Proxy ARP is enabled

Security level is default

Split horizon is enabled

ICMP redirects are always sent

ICMP unreachable are always sent

ICMP mask replies are never sent

IP fast switching is disabled

IP fast switching on the same interface is disabled

IP Flow switching is disabled

IP Fast switching turbo vector

IP multicast fast switching is disabled

IP multicast distributed fast switching is disabled

Router Discovery is disabled

IP output packet accounting is disabled

IP access violation accounting is disabled

TCP/IP header compression is disabled

RTP/IP header compression is disabled

Probe proxy name replies are disabled

Policy routing is disabled

Network address translation is disabled

WCCP Redirect outbound is disabled

WCCP Redirect exclude is disabled

BGP Policy Mapping is disabled

Serial0/1/1 is up, line protocol is up (connected)

Internet address is 172.29.6.14/30

Broadcast address is 255.255.255.255

Address determined by setup command

MTU is 1500

Helper address is not set

Directed broadcast forwarding is disabled

Outgoing access list is not set

Inbound access list is not set

Proxy ARP is enabled

Security level is default

Split horizon is enabled

ICMP redirects are always sent

ICMP unreachable are always sent

ICMP mask replies are never sent

IP fast switching is disabled

IP fast switching on the same interface is disabled

IP Flow switching is disabled

IP Fast switching turbo vector

IP multicast fast switching is disabled

IP multicast distributed fast switching is disabled

Router Discovery is disabled

IP output packet accounting is disabled

IP access violation accounting is disabled

TCP/IP header compression is disabled

RTP/IP header compression is disabled

Probe proxy name replies are disabled
Policy routing is disabled
Network address translation is disabled
WCCP Redirect outbound is disabled
WCCP Redirect exclude is disabled
BGP Policy Mapping is disabled
Vlan1 is administratively down, line protocol is down
Internet protocol processing disabled

ROUTER BOGOTA3

BOGOTA3#show ip int

GigabitEthernet0/0 is up, line protocol is up (connected)

Internet protocol processing disabled

GigabitEthernet0/1 is administratively down, line protocol is down (disabled)

Internet protocol processing disabled

Serial0/0/0 is up, line protocol is up (connected)

Internet address is 172.29.3.14/30

Broadcast address is 255.255.255.255

Address determined by setup command

MTU is 1500

Helper address is not set

Directed broadcast forwarding is disabled

Outgoing access list is not set

Inbound access list is not set

Proxy ARP is enabled

Security level is default

Split horizon is enabled

ICMP redirects are always sent

ICMP unreachable are always sent

ICMP mask replies are never sent

IP fast switching is disabled

IP fast switching on the same interface is disabled

IP Flow switching is disabled

IP Fast switching turbo vector

IP multicast fast switching is disabled

IP multicast distributed fast switching is disabled

Router Discovery is disabled

IP output packet accounting is disabled

IP access violation accounting is disabled

TCP/IP header compression is disabled

RTP/IP header compression is disabled

Probe proxy name replies are disabled

Policy routing is disabled

Network address translation is disabled

WCCP Redirect outbound is disabled

WCCP Redirect exclude is disabled

BGP Policy Mapping is disabled

Serial0/0/1 is administratively down, line protocol is down (disabled)

Internet protocol processing disabled

Serial0/1/0 is administratively down, line protocol is down (disabled)

Internet protocol processing disabled

Serial0/1/1 is up, line protocol is up (connected)

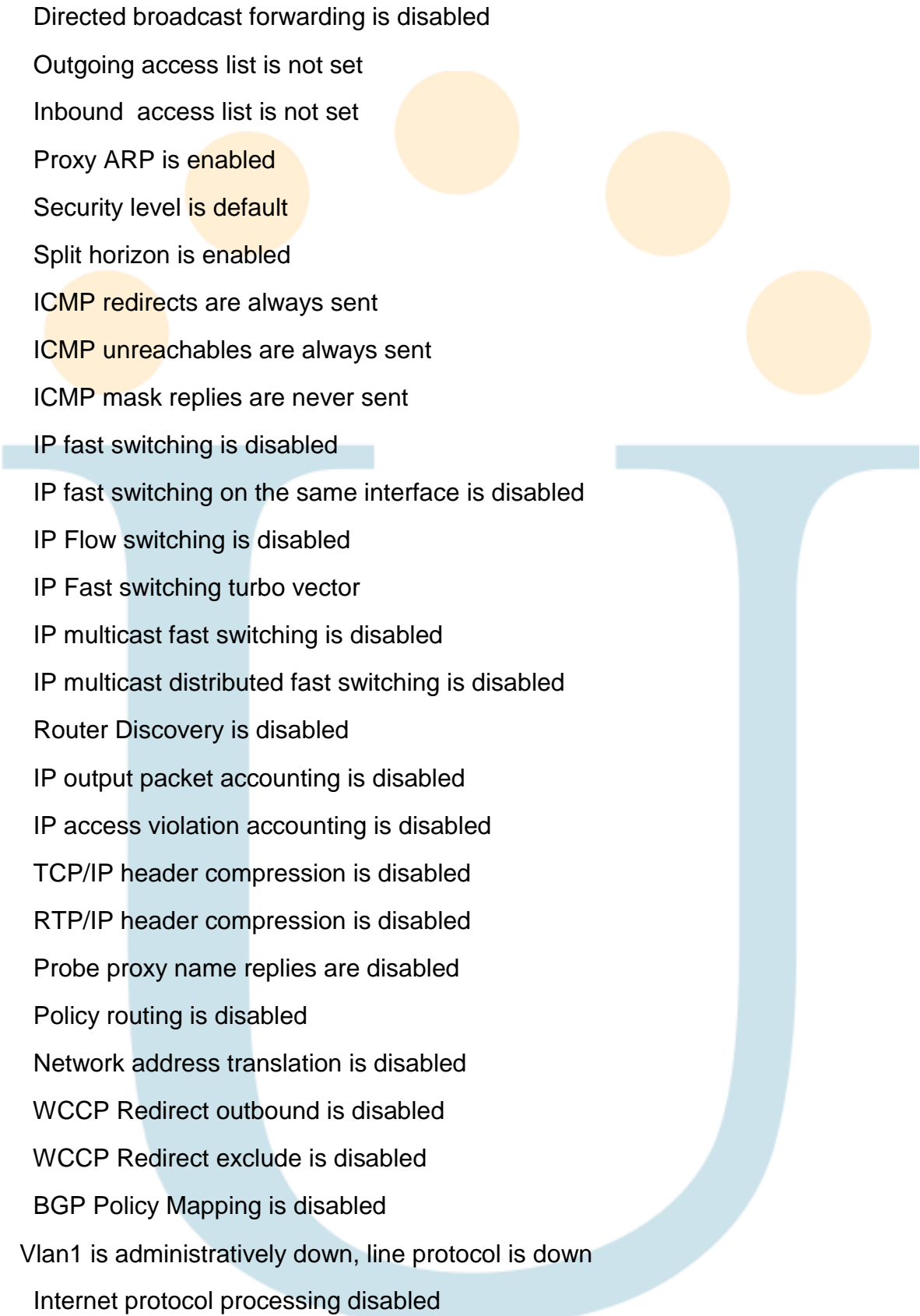
Internet address is 172.29.3.10/30

Broadcast address is 255.255.255.255

Address determined by setup command

MTU is 1500

Helper address is not set



Directed broadcast forwarding is disabled
Outgoing access list is not set
Inbound access list is not set
Proxy ARP is enabled
Security level is default
Split horizon is enabled
ICMP redirects are always sent
ICMP unreachable are always sent
ICMP mask replies are never sent
IP fast switching is disabled
IP fast switching on the same interface is disabled
IP Flow switching is disabled
IP Fast switching turbo vector
IP multicast fast switching is disabled
IP multicast distributed fast switching is disabled
Router Discovery is disabled
IP output packet accounting is disabled
IP access violation accounting is disabled
TCP/IP header compression is disabled
RTP/IP header compression is disabled
Probe proxy name replies are disabled
Policy routing is disabled
Network address translation is disabled
WCCP Redirect outbound is disabled
WCCP Redirect exclude is disabled
BGP Policy Mapping is disabled
Vlan1 is administratively down, line protocol is down
Internet protocol processing disabled

ROUTER BOGOTA2

BOGOTA2#show ip int

GigabitEthernet0/0 is up, line protocol is up (connected)

Internet protocol processing disabled

GigabitEthernet0/1 is administratively down, line protocol is down (disabled)

Internet protocol processing disabled

Serial0/0/0 is up, line protocol is up (connected)

Internet address is 172.29.3.13/30

Broadcast address is 255.255.255.255

Address determined by setup command

MTU is 1500

Helper address is not set

Directed broadcast forwarding is disabled

Outgoing access list is not set

Inbound access list is not set

Proxy ARP is enabled

Security level is default

Split horizon is enabled

ICMP redirects are always sent

ICMP unreachable are always sent

ICMP mask replies are never sent

IP fast switching is disabled

IP fast switching on the same interface is disabled

IP Flow switching is disabled

IP Fast switching turbo vector

IP multicast fast switching is disabled

IP multicast distributed fast switching is disabled

Router Discovery is disabled

IP output packet accounting is disabled

IP access violation accounting is disabled

TCP/IP header compression is disabled

RTP/IP header compression is disabled

Probe proxy name replies are disabled

Policy routing is disabled

Network address translation is disabled

WCCP Redirect outbound is disabled

WCCP Redirect exclude is disabled

BGP Policy Mapping is disabled

Serial0/0/1 is up, line protocol is up (connected)

Internet address is 172.29.3.1/30

Broadcast address is 255.255.255.255

Address determined by setup command

MTU is 1500

Helper address is not set

Directed broadcast forwarding is disabled

Outgoing access list is not set

Inbound access list is not set

Proxy ARP is enabled

Security level is default

Split horizon is enabled

ICMP redirects are always sent

ICMP unreachable are always sent

ICMP mask replies are never sent

IP fast switching is disabled

IP fast switching on the same interface is disabled

IP Flow switching is disabled

IP Fast switching turbo vector

IP multicast fast switching is disabled

IP multicast distributed fast switching is disabled

Router Discovery is disabled

IP output packet accounting is disabled

IP access violation accounting is disabled

TCP/IP header compression is disabled

RTP/IP header compression is disabled

Probe proxy name replies are disabled

Policy routing is disabled

Network address translation is disabled

WCCP Redirect outbound is disabled

WCCP Redirect exclude is disabled

BGP Policy Mapping is disabled

Serial0/1/0 is up, line protocol is up (connected)

Internet address is 172.29.3.5/30

Broadcast address is 255.255.255.255

Address determined by setup command

MTU is 1500

Helper address is not set

Directed broadcast forwarding is disabled

Outgoing access list is not set

Inbound access list is not set

Proxy ARP is enabled

Security level is default

Split horizon is enabled

ICMP redirects are always sent

ICMP unreachable are always sent

ICMP mask replies are never sent

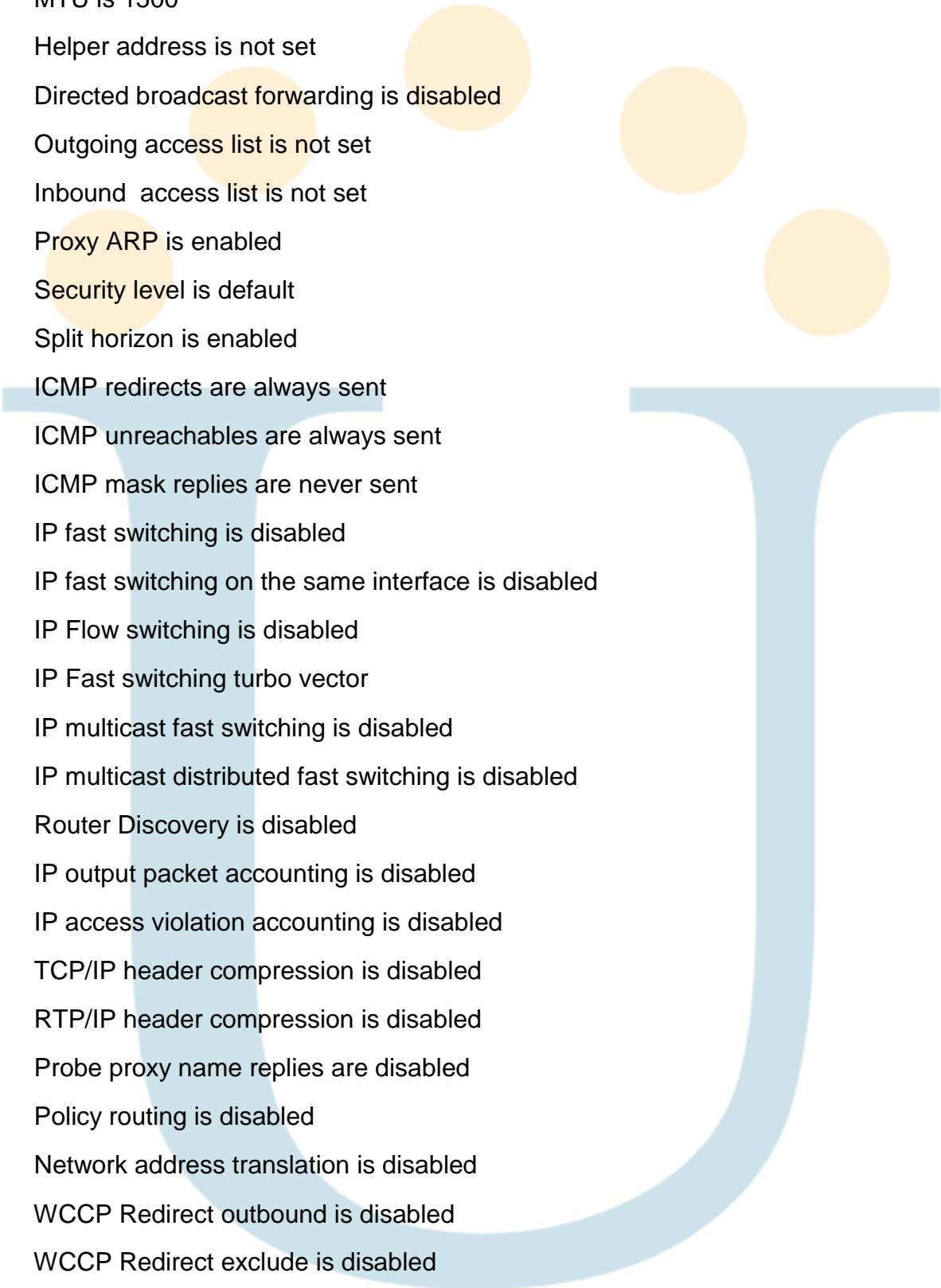
IP fast switching is disabled

IP fast switching on the same interface is disabled

IP Flow switching is disabled
IP Fast switching turbo vector
IP multicast fast switching is disabled
IP multicast distributed fast switching is disabled
Router Discovery is disabled
IP output packet accounting is disabled
IP access violation accounting is disabled
TCP/IP header compression is disabled
RTP/IP header compression is disabled
Probe proxy name replies are disabled
Policy routing is disabled
Network address translation is disabled
WCCP Redirect outbound is disabled
WCCP Redirect exclude is disabled
BGP Policy Mapping is disabled
Serial0/1/1 is administratively down, line protocol is down (disabled)
Internet protocol processing disabled
Vlan1 is administratively down, line protocol is down
Internet protocol processing disabled

ROUTER BOGOTA1

BOGOTA1#show ip int
GigabitEthernet0/0 is administratively down, line protocol is down (disabled)
Internet protocol processing disabled
GigabitEthernet0/1 is administratively down, line protocol is down (disabled)
Internet protocol processing disabled
Serial0/0/0 is up, line protocol is up (connected)
Internet address is 209.17.220.6/30
Broadcast address is 255.255.255.255



Address determined by setup command
MTU is 1500
Helper address is not set
Directed broadcast forwarding is disabled
Outgoing access list is not set
Inbound access list is not set
Proxy ARP is enabled
Security level is default
Split horizon is enabled
ICMP redirects are always sent
ICMP unreachable are always sent
ICMP mask replies are never sent
IP fast switching is disabled
IP fast switching on the same interface is disabled
IP Flow switching is disabled
IP Fast switching turbo vector
IP multicast fast switching is disabled
IP multicast distributed fast switching is disabled
Router Discovery is disabled
IP output packet accounting is disabled
IP access violation accounting is disabled
TCP/IP header compression is disabled
RTP/IP header compression is disabled
Probe proxy name replies are disabled
Policy routing is disabled
Network address translation is disabled
WCCP Redirect outbound is disabled
WCCP Redirect exclude is disabled
BGP Policy Mapping is disabled

Serial0/0/1 is up, line protocol is up (connected)

Internet address is 172.29.3.2/30

Broadcast address is 255.255.255.255

Address determined by setup command

MTU is 1500

Helper address is not set

Directed broadcast forwarding is disabled

Outgoing access list is not set

Inbound access list is not set

Proxy ARP is enabled

Security level is default

Split horizon is enabled

ICMP redirects are always sent

ICMP unreachable are always sent

ICMP mask replies are never sent

IP fast switching is disabled

IP fast switching on the same interface is disabled

IP Flow switching is disabled

IP Fast switching turbo vector

IP multicast fast switching is disabled

IP multicast distributed fast switching is disabled

Router Discovery is disabled

IP output packet accounting is disabled

IP access violation accounting is disabled

TCP/IP header compression is disabled

RTP/IP header compression is disabled

Probe proxy name replies are disabled

Policy routing is disabled

Network address translation is disabled

WCCP Redirect outbound is disabled

WCCP Redirect exclude is disabled

BGP Policy Mapping is disabled

Serial0/1/0 is up, line protocol is up (connected)

Internet address is 172.29.3.6/30

Broadcast address is 255.255.255.255

Address determined by setup command

MTU is 1500

Helper address is not set

Directed broadcast forwarding is disabled

Outgoing access list is not set

Inbound access list is not set

Proxy ARP is enabled

Security level is default

Split horizon is enabled

ICMP redirects are always sent

ICMP unreachable are always sent

ICMP mask replies are never sent

IP fast switching is disabled

IP fast switching on the same interface is disabled

IP Flow switching is disabled

IP Fast switching turbo vector

IP multicast fast switching is disabled

IP multicast distributed fast switching is disabled

Router Discovery is disabled

IP output packet accounting is disabled

IP access violation accounting is disabled

TCP/IP header compression is disabled

RTP/IP header compression is disabled

Probe proxy name replies are disabled

Policy routing is disabled

Network address translation is disabled

WCCP Redirect outbound is disabled

WCCP Redirect exclude is disabled

BGP Policy Mapping is disabled

Serial0/1/1 is up, line protocol is up (connected)

Internet address is 172.29.3.9/30

Broadcast address is 255.255.255.255

Address determined by setup command

MTU is 1500

Helper address is not set

Directed broadcast forwarding is disabled

Outgoing access list is not set

Inbound access list is not set

Proxy ARP is enabled

Security level is default

Split horizon is enabled

ICMP redirects are always sent

ICMP unreachable are always sent

ICMP mask replies are never sent

IP fast switching is disabled

IP fast switching on the same interface is disabled

IP Flow switching is disabled

IP Fast switching turbo vector

IP multicast fast switching is disabled

IP multicast distributed fast switching is disabled

Router Discovery is disabled

IP output packet accounting is disabled

IP access violation accounting is disabled

TCP/IP header compression is disabled

RTP/IP header compression is disabled

Probe proxy name replies are disabled

Policy routing is disabled

Network address translation is disabled

WCCP Redirect outbound is disabled

WCCP Redirect exclude is disabled

BGP Policy Mapping is disabled

Vlan1 is administratively down, line protocol is down

Internet protocol processing disabled

ROUTER ISP

ISP#show ip int

GigabitEthernet0/0 is administratively down, line protocol is down (disabled)

Internet protocol processing disabled

GigabitEthernet0/1 is administratively down, line protocol is down (disabled)

Internet protocol processing disabled

Serial0/0/0 is up, line protocol is up (connected)

Internet address is 209.17.220.5/30

Broadcast address is 255.255.255.255

Address determined by setup command

MTU is 1500

Helper address is not set

Directed broadcast forwarding is disabled

Outgoing access list is not set

Inbound access list is not set

Proxy ARP is enabled

Security level is default

Split horizon is enabled

ICMP redirects are always sent

ICMP unreachable are always sent

ICMP mask replies are never sent

IP fast switching is disabled

IP fast switching on the same interface is disabled

IP Flow switching is disabled

IP Fast switching turbo vector

IP multicast fast switching is disabled

IP multicast distributed fast switching is disabled

Router Discovery is disabled

IP output packet accounting is disabled

IP access violation accounting is disabled

TCP/IP header compression is disabled

RTP/IP header compression is disabled

Probe proxy name replies are disabled

Policy routing is disabled

Network address translation is disabled

WCCP Redirect outbound is disabled

WCCP Redirect exclude is disabled

BGP Policy Mapping is disabled

Serial0/0/1 is up, line protocol is up (connected)

Internet address is 209.17.220.1/30

Broadcast address is 255.255.255.255

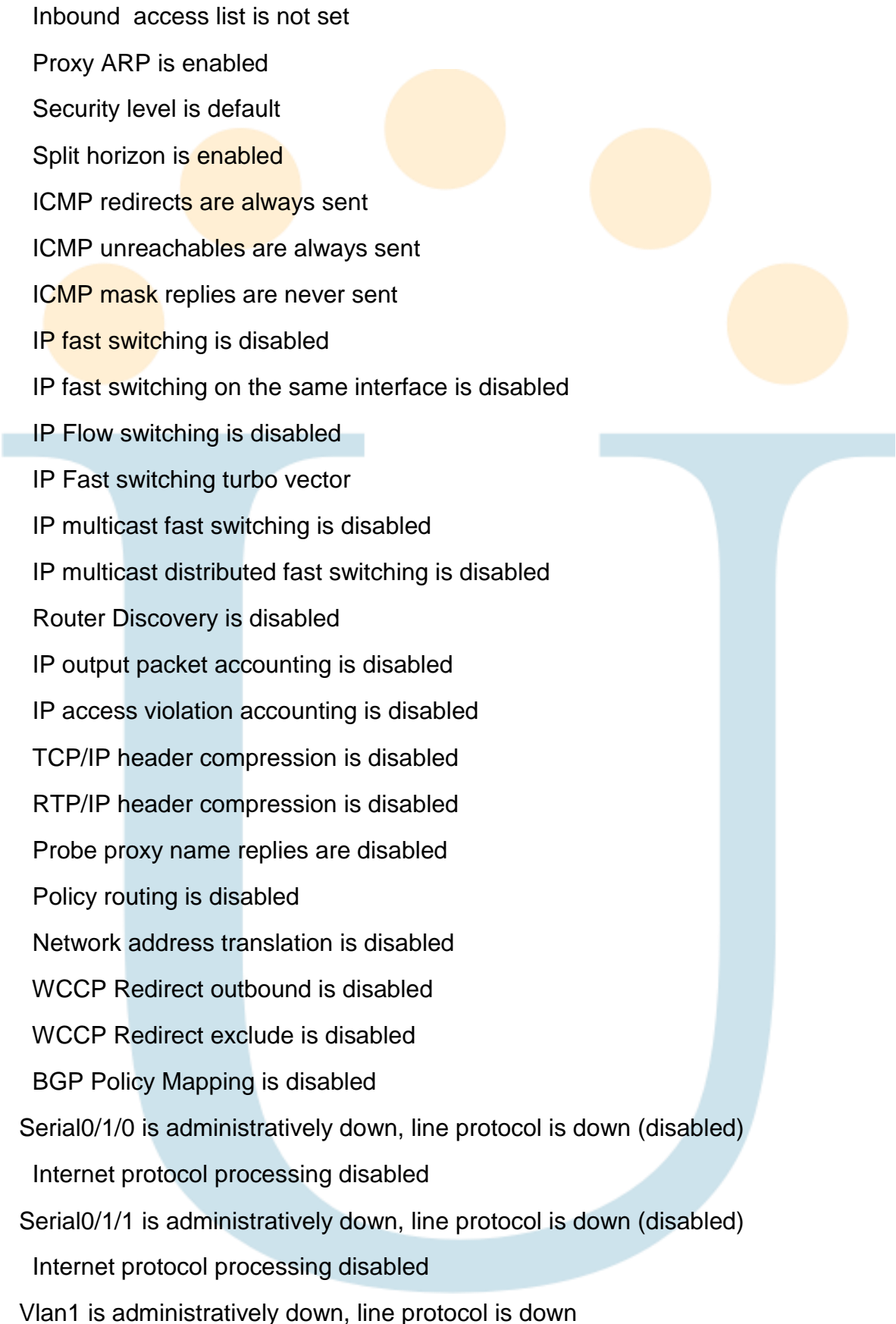
Address determined by setup command

MTU is 1500

Helper address is not set

Directed broadcast forwarding is disabled

Outgoing access list is not set



Inbound access list is not set
Proxy ARP is enabled
Security level is default
Split horizon is enabled
ICMP redirects are always sent
ICMP unreachable are always sent
ICMP mask replies are never sent
IP fast switching is disabled
IP fast switching on the same interface is disabled
IP Flow switching is disabled
IP Fast switching turbo vector
IP multicast fast switching is disabled
IP multicast distributed fast switching is disabled
Router Discovery is disabled
IP output packet accounting is disabled
IP access violation accounting is disabled
TCP/IP header compression is disabled
RTP/IP header compression is disabled
Probe proxy name replies are disabled
Policy routing is disabled
Network address translation is disabled
WCCP Redirect outbound is disabled
WCCP Redirect exclude is disabled
BGP Policy Mapping is disabled
Serial0/1/0 is administratively down, line protocol is down (disabled)
Internet protocol processing disabled
Serial0/1/1 is administratively down, line protocol is down (disabled)
Internet protocol processing disabled
Vlan1 is administratively down, line protocol is down

Internet protocol processing disabled

- b. Verificar y documentar la base de datos de RIP de cada router, donde se informa de manera detallada de todas las rutas hacia cada red.

ROUTER MEDELLIN3

172.29.0.0/16 is variably subnetted, 8 subnets, 3 masks

R 172.29.4.0/25 [120/1] via 172.29.6.6, 00:00:19, Serial0/0/1

R 172.29.6.0/30 [120/1] via 172.29.6.10, 00:00:19, Serial0/1/0
[120/1] via 172.29.6.6, 00:00:19, Serial0/0/1
[120/1] via 172.29.6.14, 00:00:19, Serial0/1/1

ROUTER MEDELLIN2

MEDELLIN2#show ip route rip

172.29.0.0/16 is variably subnetted, 8 subnets, 3 masks

R 172.29.6.8/30 [120/1] via 172.29.6.5, 00:00:25, Serial0/0/1
[120/1] via 172.29.6.1, 00:00:01, Serial0/0/0

R 172.29.6.12/30 [120/1] via 172.29.6.5, 00:00:25, Serial0/0/1
[120/1] via 172.29.6.1, 00:00:01, Serial0/0/0

ROUTER MEDELLIN1

MEDELLIN1#show ip route rip

172.29.0.0/16 is variably subnetted, 8 subnets, 3 masks

R 172.29.4.0/25 [120/1] via 172.29.6.2, 00:00:24, Serial0/0/0

R 172.29.6.4/30 [120/1] via 172.29.6.13, 00:00:17, Serial0/1/1
[120/1] via 172.29.6.9, 00:00:17, Serial0/1/0
[120/1] via 172.29.6.2, 00:00:24, Serial0/0/0

209.17.220.0/24 is variably subnetted, 2 subnets, 2 masks

ROUTER BOGOTA3

BOGOTA3#show ip route rip

172.29.0.0/16 is variably subnetted, 6 subnets, 2 masks

- R 172.29.3.0/30 [120/1] via 172.29.3.9, 00:00:03, Serial0/1/1
[120/1] via 172.29.3.13, 00:00:20, Serial0/0/0
- R 172.29.3.4/30 [120/1] via 172.29.3.9, 00:00:03, Serial0/1/1
[120/1] via 172.29.3.13, 00:00:20, Serial0/0/0

ROUTER BOGOTA2

BOGOTA2#show ip route rip

172.29.0.0/16 is variably subnetted, 7 subnets, 2 masks

- R 172.29.3.8/30 [120/1] via 172.29.3.14, 00:00:26, Serial0/0/0
[120/1] via 172.29.3.2, 00:00:27, Serial0/0/1
[120/1] via 172.29.3.6, 00:00:27, Serial0/1/0

ROUTER BOGOTA1

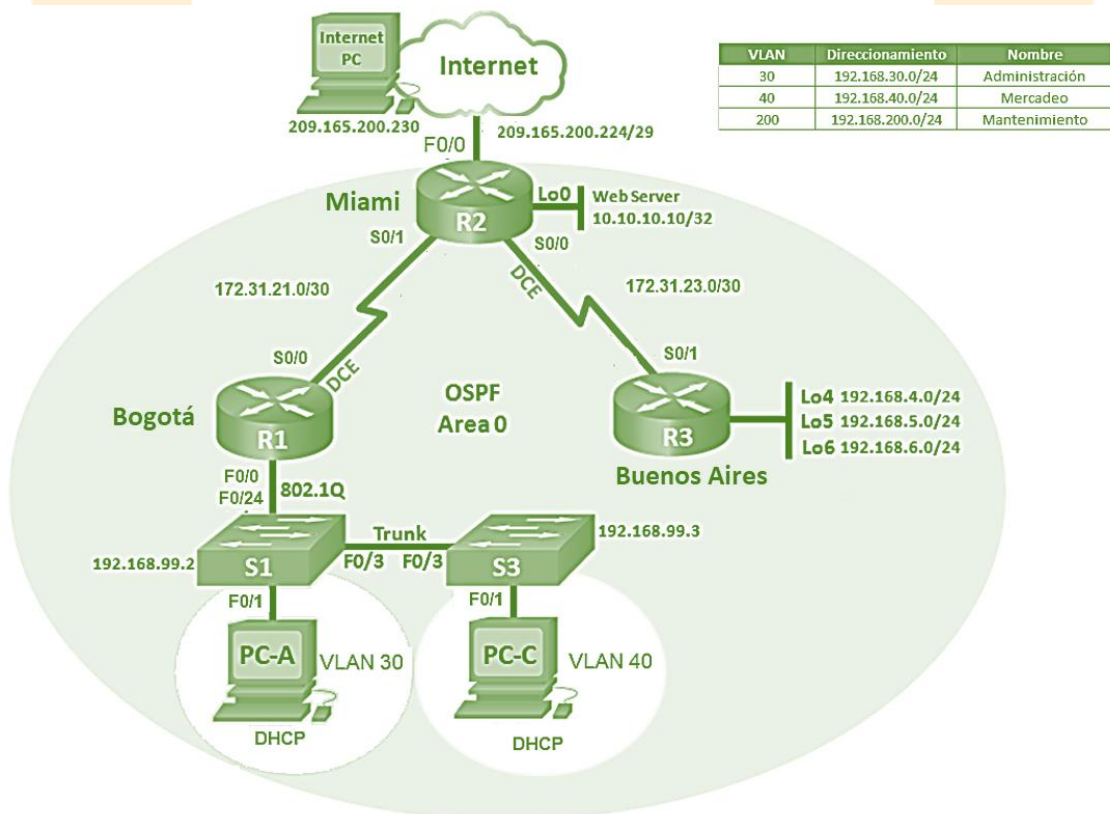
BOGOTA1#show ip route rip

172.29.0.0/16 is variably subnetted, 7 subnets, 2 masks

- R 172.29.3.12/30 [120/1] via 172.29.3.10, 00:00:04, Serial0/1/1
[120/1] via 172.29.3.1, 00:00:23, Serial0/0/1
[120/1] via 172.29.3.5, 00:00:23, Serial0/1/0
- 209.17.220.0/24 is variably subnetted, 2 subnets, 2 masks

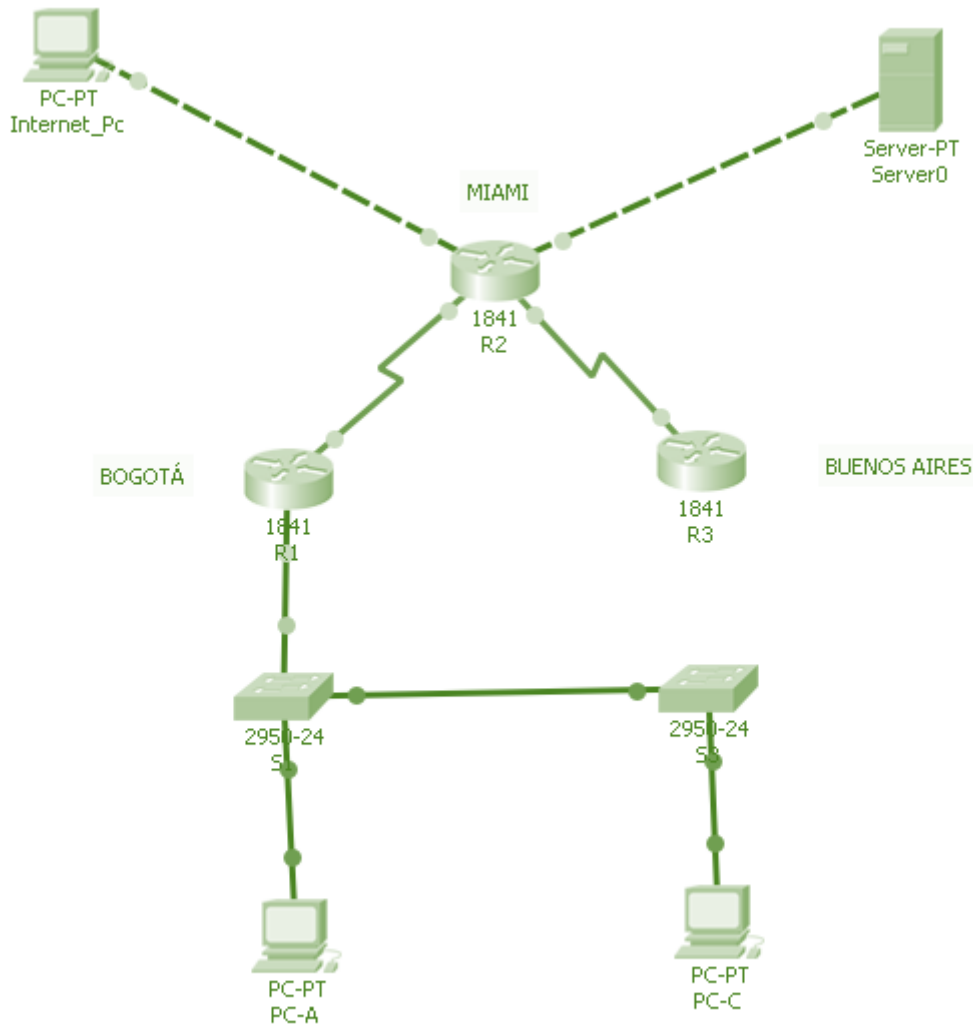
ESCENARIO 2

Una empresa de Tecnología posee tres sucursales distribuidas en las ciudades de Miami, Bogotá y Buenos Aires, en donde el estudiante será el administrador de la red, el cual deberá configurar e interconectar entre sí cada uno de los dispositivos que forman parte del escenario, acorde con los lineamientos establecidos para el direccionamiento IP, protocolos de enrutamiento y demás aspectos que forman parte de la topología de red.



CONFIGURACIONES ESCENARIO 2

1. Configurar el direccionamiento IP acorde con la topología de red para cada uno de los dispositivos que forman parte del escenario



CONFIGURACIÓN BÁSICA R1

```
Router>en
Router#conf t
Enter configuration commands, one per line. End with CNTL/Z.
Router(config)#hostname BOGOTA
BOGOTA(config)#no ip domain-lookup
BOGOTA(config)#enable secret class
BOGOTA(config)#line con 0
```

```
BOGOTA(config-line)#password cisco
BOGOTA(config-line)#login
BOGOTA(config-line)#exit
BOGOTA(config)#service password-encryption
BOGOTA(config)#banner motd $ Acceso no autorizado o prohibido!! $
BOGOTA(config)#
```

CONFIGURACIÓN BÁSICA R2

```
Router>en
Router#conf t
Enter configuration commands, one per line. End with CNTL/Z.
Router(config)#hostname MIAMI
MIAMI(config)# no ip domain-lookup
MIAMI(config)#enable secret class
MIAMI(config)#line con 0
MIAMI(config-line)#password cisco
MIAMI(config-line)#login
MIAMI(config-line)#exit
MIAMI(config)#service password-encryption
MIAMI(config)#banner motd $ Acceso no autorizado o prohibido!! $
MIAMI(config)#
```

CONFIGURACIÓN BÁSICA R3

```
Router>enable
Router#conf t
Enter configuration commands, one per line. End with CNTL/Z.
Router(config)#hostname BUENOSAIRES
BUENOSAIRES(config)#no ip domain-lookup
BUENOSAIRES(config)#enable secret class
BUENOSAIRES(config)#line con 0
BUENOSAIRES(config-line)#password cisco
BUENOSAIRES(config-line)#login
BUENOSAIRES(config-line)#exit
BUENOSAIRES(config)#service password-encryption
BUENOSAIRES(config)#banner motd $ Acceso no autorizado o prohibido!! $
BUENOSAIRES(config)#
```

CONFIGURACIÓN BÁSICA S1

```
Switch>en
Switch#conf t
Enter configuration commands, one per line. End with CNTL/Z.
Switch(config)#hostname S1
S1(config)#no ip domain-lookup
S1(config)#enable secret class
```

```

S1(config)#line con 0
S1(config-line)#password cisco
S1(config-line)#login
S1(config-line)#exit
S1(config)#service password-encryption
S1(config)#banner motd $ Solo personal autorizado!! $
S1(config)#

```

CONFIGURACIÓN BÁSICA S3

```

Switch>en
Switch#conf t
Enter configuration commands, one per line. End with CNTL/Z.
Switch(config)#hostname S3
S3(config)#no ip domain-lookup
S3(config)#enable secret class
S3(config)#line con 0
S3(config-line)#password cisco
S3(config-line)#login
S3(config-line)#exit
S3(config)#service password-encryption
S3(config)#banner motd $ Solo personal autorizado!! $
S3(config)#

```

2. Configurar el protocolo de enrutamiento OSPFv2 bajo los siguientes criterios:

OSPFv2 area 0

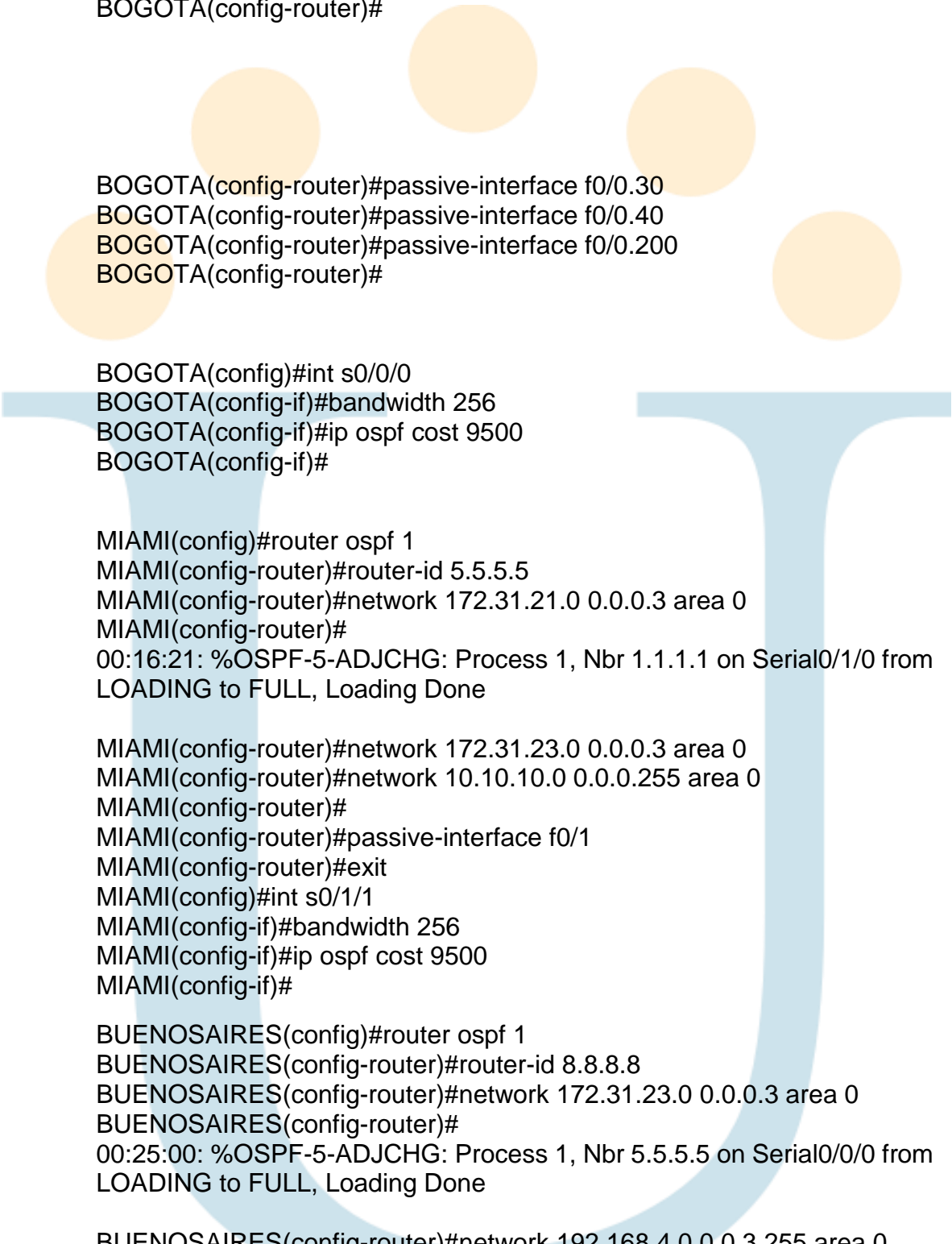
Configuration Item or Task	Specification
Router ID R1	1.1.1.1
Router ID R2	5.5.5.5
Router ID R3	8.8.8.8
Configurar todas las interfaces LAN como pasivas	
Establecer el ancho de banda para enlaces seriales en	256 Kb/s
Ajustar el costo en la métrica de S0/0 a	9500

Verificar información de OSPF

```

BOGOTA(config)#router ospf 1
BOGOTA(config-router)#router-id 1.1.1.1
BOGOTA(config-router)#network 172.31.21.0 0.0.0.3 area 0
BOGOTA(config-router)#network 192.168.30.0 0.0.0.255 area 0

```



```
BOGOTA(config-router)#network 192.168.40.0 0.0.0.255 area 0
BOGOTA(config-router)#network 192.168.200.0 0.0.0.255 area 0
BOGOTA(config-router)#
```

```
BOGOTA(config-router)#passive-interface f0/0.30
BOGOTA(config-router)#passive-interface f0/0.40
BOGOTA(config-router)#passive-interface f0/0.200
BOGOTA(config-router)#
```

```
BOGOTA(config)#int s0/0/0
BOGOTA(config-if)#bandwidth 256
BOGOTA(config-if)#ip ospf cost 9500
BOGOTA(config-if)#
```

```
MIAMI(config)#router ospf 1
MIAMI(config-router)#router-id 5.5.5.5
MIAMI(config-router)#network 172.31.21.0 0.0.0.3 area 0
MIAMI(config-router)#
00:16:21: %OSPF-5-ADJCHG: Process 1, Nbr 1.1.1.1 on Serial0/1/0 from
LOADING to FULL, Loading Done
```

```
MIAMI(config-router)#network 172.31.23.0 0.0.0.3 area 0
MIAMI(config-router)#network 10.10.10.0 0.0.0.255 area 0
MIAMI(config-router)#
MIAMI(config-router)#passive-interface f0/1
MIAMI(config-router)#exit
MIAMI(config)#int s0/1/1
MIAMI(config-if)#bandwidth 256
MIAMI(config-if)#ip ospf cost 9500
MIAMI(config-if)#
```

```
BUENOSAIRES(config)#router ospf 1
BUENOSAIRES(config-router)#router-id 8.8.8.8
BUENOSAIRES(config-router)#network 172.31.23.0 0.0.0.3 area 0
BUENOSAIRES(config-router)#
00:25:00: %OSPF-5-ADJCHG: Process 1, Nbr 5.5.5.5 on Serial0/0/0 from
LOADING to FULL, Loading Done
```

```
BUENOSAIRES(config-router)#network 192.168.4.0 0.0.3.255 area 0
BUENOSAIRES(config-router)#passive-interface lo4
BUENOSAIRES(config-router)#passive-interface lo5
BUENOSAIRES(config-router)#passive-interface lo6
BUENOSAIRES(config-router)#exit
```

```
BUENOSAIRES(config)#int s0/0/0
BUENOSAIRES(config-if)#bandwidth 256
BUENOSAIRES(config-if)#ip ospf cost 9500
BUENOSAIRES(config-if)#
```

```
MIAMI(config)#router ospf 1
MIAMI(config-router)#router-id 5.5.5.5
MIAMI(config-router)#network 172.31.21.0 0.0.0.3 area 0
MIAMI(config-router)#
00:16:21: %OSPF-5-ADJCHG: Process 1, Nbr 1.1.1.1 on Serial0/1/0
from LOADING to FULL, Loading Done

MIAMI(config-router)#network 172.31.23.0 0.0.0.3 area 0
MIAMI(config-router)#network 10.10.10.0 0.0.0.255 area 0
MIAMI(config-router)#
MIAMI(config-router)#passive-interface f0/1
MIAMI(config-router)#exit
MIAMI(config)#int s0/1/1
MIAMI(config-if)#bandwidth 256
MIAMI(config-if)#ip ospf cost 9500
MIAMI(config-if)#
```

```
BOGOTA(config)#router ospf 1
BOGOTA(config-router)#router-id 1.1.1.1
BOGOTA(config-router)#network 172.31.21.0 0.0.0.3 area 0
BOGOTA(config-router)#network 192.168.30.0 0.0.0.255 area 0
BOGOTA(config-router)#network 192.168.40.0 0.0.0.255 area 0
BOGOTA(config-router)#network 192.168.200.0 0.0.0.255 area 0
BOGOTA(config-router)#
```

```
BUENOSAIRES(config)#router ospf 1
BUENOSAIRES(config-router)#router-id 8.8.8.8
BUENOSAIRES(config-router)#network 172.31.23.0 0.0.0.3 area 0
BUENOSAIRES(config-router)#
00:25:00: %OSPF-5-ADJCHG: Process 1, Nbr 5.5.5.5 on Serial0/0/0
from LOADING to FULL, Loading Done

BUENOSAIRES(config-router)#network 192.168.4.0 0.0.3.255 area 0
BUENOSAIRES(config-router)#passive-interface lo4
BUENOSAIRES(config-router)#passive-interface lo5
BUENOSAIRES(config-router)#passive-interface lo6
BUENOSAIRES(config-router)#exit
BUENOSAIRES(config)#int s0/0/0
BUENOSAIRES(config-if)#bandwidth 256
BUENOSAIRES(config-if)#ip ospf cost 9500
```

- Visualizar tablas de enrutamiento y routers conectados por OSPFv2

```
MIAMI#show ip ospf neighbor

Neighbor ID      Pri   State           Dead Time   Address
Interface
1.1.1.1          0    FULL/ -         00:00:34   172.31.21.1
Serial0/1/0
8.8.8.8          0    FULL/ -         00:00:31   172.31.23.2
Serial0/1/1
MIAMI#
```

- Visualizar lista resumida de interfaces por OSPF en donde se ilustre el costo de cada interface



```

MIAMI#show ip ospf interface

FastEthernet0/1 is up, line protocol is up
  Internet address is 10.10.10.10/24, Area 0
  Process ID 1, Router ID 5.5.5.5, Network Type BROADCAST, Cost: 1
  Transmit Delay is 1 sec, State WAITING, Priority 1
  No designated router on this network
  No backup designated router on this network
  Timer intervals configured, Hello 10, Dead 40, Wait 40, Retransmit 5
  No Hellos (Passive interface)
  Index 1/1, flood queue length 0
  Next 0x0(0)/0x0(0)
  Last flood scan length is 1, maximum is 1
  Last flood scan time is 0 msec, maximum is 0 msec
  Neighbor Count is 0, Adjacent neighbor count is 0
  Suppress hello for 0 neighbor(s)
Serial0/1/1 is up, line protocol is up
  Internet address is 172.31.23.1/30, Area 0
  Process ID 1, Router ID 5.5.5.5, Network Type POINT-TO-POINT, Cost: 9500
  Transmit Delay is 1 sec, State POINT-TO-POINT, Priority 0
  No designated router on this network
  No backup designated router on this network
  Timer intervals configured, Hello 10, Dead 40, Wait 40, Retransmit 5
  Hello due in 00:00:00
  Index 2/2, flood queue length 0
  Next 0x0(0)/0x0(0)
  Last flood scan length is 1, maximum is 1
  Last flood scan time is 0 msec, maximum is 0 msec
  Neighbor Count is 1, Adjacent neighbor count is 1
  Adjacent with neighbor 8.8.8.8
  Suppress hello for 0 neighbor(s)
Serial0/1/0 is up, line protocol is up
  Internet address is 172.31.21.2/30, Area 0
  Process ID 1, Router ID 5.5.5.5, Network Type POINT-TO-POINT, Cost: 64
  Transmit Delay is 1 sec, State POINT-TO-POINT, Priority 0
  No designated router on this network
  No backup designated router on this network
  Timer intervals configured, Hello 10, Dead 40, Wait 40, Retransmit 5
  Hello due in 00:00:09
  Index 3/3, flood queue length 0
  Next 0x0(0)/0x0(0)
  Last flood scan length is 1, maximum is 1
  Last flood scan time is 0 msec, maximum is 0 msec
  Neighbor Count is 1, Adjacent neighbor count is 1
  Adjacent with neighbor 1.1.1.1
  Suppress hello for 0 neighbor(s)

```

- Visualizar el OSPF Process ID, Router ID, Address summarizations, Routing Networks, and passive interfaces configuradas en cada router

```

router ospf 1
router-id 5.5.5.5
log-adjacency-changes
passive-interface FastEthernet0/1
network 172.31.21.0 0.0.0.3 area 0
network 172.31.23.0 0.0.0.3 area 0
network 10.10.10.0 0.0.0.255 area 0

```


3. Configurar VLANs, Puertos troncales, puertos de acceso, encapsulamiento, Inter-VLAN Routing y Seguridad en los Switches acorde a la topología de red establecida.

```
S1(config)#
S1(config)#int f0/3
S1(config-if)#switchport mode trunk
S1(config-if)#switchport trunk native vlan 1
S1(config-if)#

S1(config)#int f0/24
S1(config-if)#switchport mode trunk
S1(config-if)#switchport trunk native vlan 1
S1(config-if)#no shutdown
S1(config-if)#

S1(config)#int range fa0/1-2, fa0/4-24
S1(config-if-range)#switchport mode access
S1(config-if-range)#

S1(config)#int f0/1
S1(config-if)#switchport mode access
S1(config-if)#switchport access vlan 30
S1(config-if)#int range fa0/1-2, fa0/4-24
S1(config-if-range)#shutdown

S1(config)#int vlan 200
S1(config-if)#
%LINK-5-CHANGED: Interface Vlan200, changed state to up

S1(config-if)#ip address 192.168.99.2 255.255.255.0
S1(config-if)#
```

```
S3#conf t
Enter configuration commands, one per line. End with CNTL/Z.
S3(config)#vlan 30
S3(config-vlan)#name ADMINISTRACION
S3(config-vlan)#vlan 40
S3(config-vlan)#name MERCADEO
S3(config-vlan)#vlan 200
S3(config-vlan)#name MANTENIMIENTO
S3(config-vlan)#exit
S3(config)#

S3(config)#int vlan 200

S3(config-if)#
%LINK-5-CHANGED: Interface Vlan200, changed state to up
S3(config-if)#ip address 192.168.99.3 255.255.255.0
S3(config-if)#

S3(config)#ip default-gateway 192.168.99.1
S3(config)#
S3#

S3(config)#int f0/3
S3(config-if)#switchport mode trunk
S3(config-if)#switchport trunk native vlan 1
S3(config-if)#

S3(config)#int range fa0/1-2, fa0/4-24
S3(config-if-range)#switchport mode access
S3(config-if-range)#

S3(config)#int f0/1
S3(config-if)#switchport mode access
S3(config-if)#switchport access vlan 40
S3(config-if)#int range fa0/1-2, fa0/4-24
S3(config-if-range)#shutdown

BOGOTA(config)#int f0/0.30
BOGOTA(config-subif)#description accounting LAN
BOGOTA(config-subif)#encapsulation dot1q 30
BOGOTA(config-subif)#ip address 192.168.30.1 255.255.255.0
BOGOTA(config-subif)#
BOGOTA(config)#int f0/0.40
BOGOTA(config-subif)#description accounting LAN
BOGOTA(config-subif)#encapsulation dot1q 40
BOGOTA(config-subif)#ip address 192.168.40.1 255.255.255.0
BOGOTA(config-subif)#
BOGOTA(config)#int f0/0.200
BOGOTA(config-subif)#description accounting LAN
BOGOTA(config-subif)#encapsulation dot1q 200
BOGOTA(config-subif)#ip address 192.168.200.1 255.255.255.0
```

BOGOTA(config-subif)#

4. En el Switch 3 deshabilitar DNS lookup

```
S3(config)#no ip domain-lookup
```

5. Asignar direcciones IP a los Switches acorde a los lineamientos.

```
S1(config-if)#ip address 192.168.99.2 255.255.255.0  
S1(config-if)#
```

```
S3(config-if)#ip address 192.168.99.3 255.255.255.0  
S3(config-if)#
```

```
S3(config)#ip default-gateway 192.168.99.1  
S3(config)#
```

6. Desactivar todas las interfaces que no sean utilizadas en el esquema de red.

```
S1(config-if)#int range fa0/1-2, fa0/4-24  
S1(config-if-range)#shutdown
```

```
S3(config-if)#int range fa0/1-2, fa0/4-24  
S3(config-if-range)#shutdown
```

7. Implement DHCP and NAT for IPv4

```
MIAMI(config)#user webuser privilege 15 secret cisco12345  
MIAMI(config)#ip nat inside source static 10.10.10.10 209.165.200.229  
MIAMI(config)#int f0/0  
MIAMI(config-if)#ip nat outside  
MIAMI(config-if)#exit  
MIAMI(config)#int f0/1  
MIAMI(config-if)#ip nat inside  
MIAMI(config-if)#  
MIAMI(config-if)#exit
```

```
MIAMI(config)#access-list 1 permit 192.168.30.0 0.0.0.255
MIAMI(config)#access-list 1 permit 192.168.40.0 0.0.0.255
MIAMI(config)#access-list 1 permit 192.168.4.0 0.0.3.255
MIAMI(config)#ip nat pool INTERNET 209.165.200.225 209.165.200.229
netmask 255.255.255.248
MIAMI(config)#
```

8. Configurar R1 como servidor DHCP para las VLANs 30 y 40.

```
BOGOTA(config)#ip dhcp pool ADMINISTRACION
BOGOTA(dhcp-config)#dns-server 10.10.10.11
BOGOTA(dhcp-config)#default-router 192.168.30.1
BOGOTA(dhcp-config)#network 192.168.30.0 255.255.255.0
BOGOTA(dhcp-config)#
```

```
BOGOTA(config)#ip dhcp pool MERCADEO
BOGOTA(dhcp-config)#dns-server 10.10.10.11
BOGOTA(dhcp-config)#default-router 192.168.40.1
BOGOTA(dhcp-config)#network 192.168.40.0 255.255.255.0
BOGOTA(dhcp-config)#
```

9. Reservar las primeras 30 direcciones IP de las VLAN 30 y 40 para configuraciones estáticas.

```
BOGOTA#conf t
Enter configuration commands, one per line. End with CNTL/Z.
BOGOTA(config)#ip dhcp excluded-address 192.168.30.1 192.168.30.30
BOGOTA(config)#ip dhcp excluded-address 192.168.30.1 192.168.40.30
BOGOTA(config)#
```

10. Configurar NAT en R2 para permitir que los host puedan salir a internet

```
MIAMI(config)#int f0/0
MIAMI(config-if)#ip nat outside
MIAMI(config-if)#exit
MIAMI(config)#int f0/1
MIAMI(config-if)#ip nat inside
MIAMI(config-if)#
```

11. Configurar al menos dos listas de acceso de tipo estándar a su criterio en para restringir o permitir tráfico desde R1 o R3 hacia R2.

```
MIAMI(config)#access-list 1 permit 192.168.30.0 0.0.0.255
MIAMI(config)#access-list 1 permit 192.168.40.0 0.0.0.255
MIAMI(config)#access-list 1 permit 192.168.4.0 0.0.3.255
MIAMI(config)#ip nat pool INTERNET 209.165.200.225 209.165.200.229
netmask 255.255.255.248
```

```
MIAMI(config)#ip access-list standard ADMIN
MIAMI(config-std-nacl)#permit host 172.31.21.1
MIAMI(config-std-nacl)#exit
MIAMI(config)#line vty 0 4
MIAMI(config-line)#access-class ADMIN in
MIAMI(config-line)#
```

12. Configurar al menos dos listas de acceso de tipo extendido o nombradas a su criterio en para restringir o permitir tráfico desde R1 o R3 hacia R2.

```
MIAMI(config)#access-list 100 permit tcp any host 209.165.200.229 eq
www
MIAMI(config)#access-list 100 permit icmp any any echo-reply
```

13. Verificar procesos de comunicación y redireccionamiento de tráfico en los routers mediante el uso de Ping y Traceroute.

```
MIAMI#show access-lists
Standard IP access list 1
 10 permit 192.168.30.0 0.0.0.255
 20 permit 192.168.40.0 0.0.0.255
 30 permit 192.168.4.0 0.0.3.255
Standard IP access list ADMIN
 10 permit host 172.31.21.1
Extended IP access list 100
 10 permit tcp any host 209.165.200.229 eq www
 20 permit icmp any any echo-reply
```

```
BOGOTA#ping 209.165.200.230
```

```
Type escape sequence to abort.
```

```
Sending 5, 100-byte ICMP Echos to 209.165.200.230, timeout is 2  
seconds:
```

```
.!!!!
```

```
Success rate is 80 percent (4/5), round-trip min/avg/max = 1/5/18  
ms
```

```
BOGOTA#
```



CONCLUSIONES

De acuerdo con los contenidos vistos dentro del curso Diplomado de Profundización Cisco CCNA, se logra conceptualizar con claridad el término red, que es un conjunto de dispositivos conectados por medio de cables, ondas, señales, y demás métodos de transporte de datos para compartir información y servicios.

El protocolo DHCP es diseñado para ahorrar tiempo en la gestión de direccionamiento IP en una red extensa. Este servicio se encuentra activo en un servidor donde administra las direcciones de la red.



BIBLIOGRAFÍA

Shaughnessy, T., Velte, T., & Sánchez García, J. I. (2000). Manual de CISCO.

Ariganello, E., & Sevilla, B. (2011). Redes CISCO - guía de estudio para la certificación CCNP (No. 004.6 A73).

Benchimol, D. (2010). Redes Cisco-Instalacion y administracion de hardware y software.

CISCO. (s.f.). Principios básicos de routing y switching: Listas de Control de Acceso. (2017), Tomado de: <https://staticcourseassets.s3.amazonaws.com/RSE503/es/index.html#9.0.1>

Principios básicos de routing y switching: Traducción de direcciones de red para IPv4. (2017), Tomado de: <https://staticcourseassets.s3.amazonaws.com/RSE503/es/index.html#11.0>

DHCP. Principios de Enrutamiento y Conmutación. (2014) Recuperado de: <https://static-courseassets.s3.amazonaws.com/RSE50ES/module10/index.html#10.0.1.1>

Teare, D., Vachon B., Graziani, R. (2015). CISCO Press (Ed). Implementing IPv4 in the Enterprise Network. Implementing Cisco IP Routing (ROUTE) Foundation Learning Guide CCNP ROUTE 300-101. Recuperado de <https://1drv.ms/b/s!AmlJYei-NT1lInMfy2rhPZHwEoWx>

Segui, F. B. (2015). Configuración DHCP en routers CISCO.

Chamorro Serna, L., Montaña Torres, O., Guzmán Pérez, E. H., Daza Navia, M. Y., & Castillo Ortiz, O. F. (2018). Diplomado de Profundización Cisco-Enrutamiento en soluciones de red.

Es.wikipedia.org. (2018). Open Shortest Path First. [online] disponible en: https://es.wikipedia.org/wiki/Open_Shortest_Path_First